

THE UNIVERSITY OF NEWCASTLE BY NUMBERS



RANKED
192

in the world¹



36,936

students² from 106 countries educated
and supported by 2,644 staff¹



2,644

staff (full time equivalent)⁴



5,452

international enrolments²



168,917

alumni based in 153 countries around the world³



\$21.75M

in donation and sponsorship income
received from 1,856 supporters⁵

1. QS World University Rankings 2022

2. University of Newcastle data warehouse

3. Salesforce as at Jan 10, 2023

4. Department of Education, Skills and Employment Higher Education Staff Statistics

5. Alumni and Donor Salesforce CRM as at 3 February 2023



7,271

graduates across our
degree programs⁶



1ST

in the sector for Aboriginal and
Torres Strait Islander student enrolments⁷



12
SUBJECTS

ranked in the top 200
in the world⁸



TOP 10

in Australia for research and
development income⁹



#5

in the world for partnering for a more sustainable future⁸



#1

university in Australia for
industry collaboration¹⁰

6. Completed program enrolments for undergraduate and postgraduate award programs

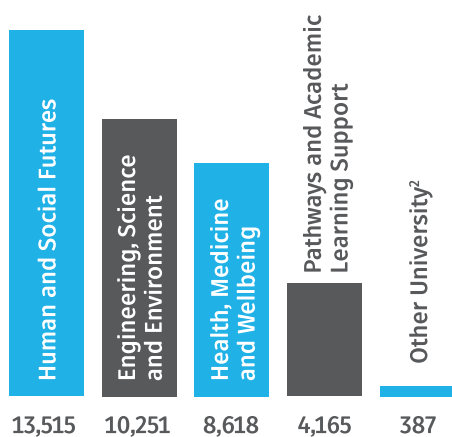
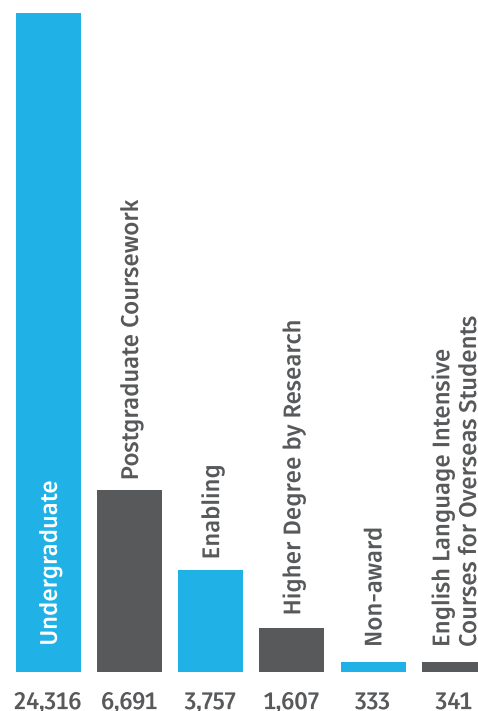
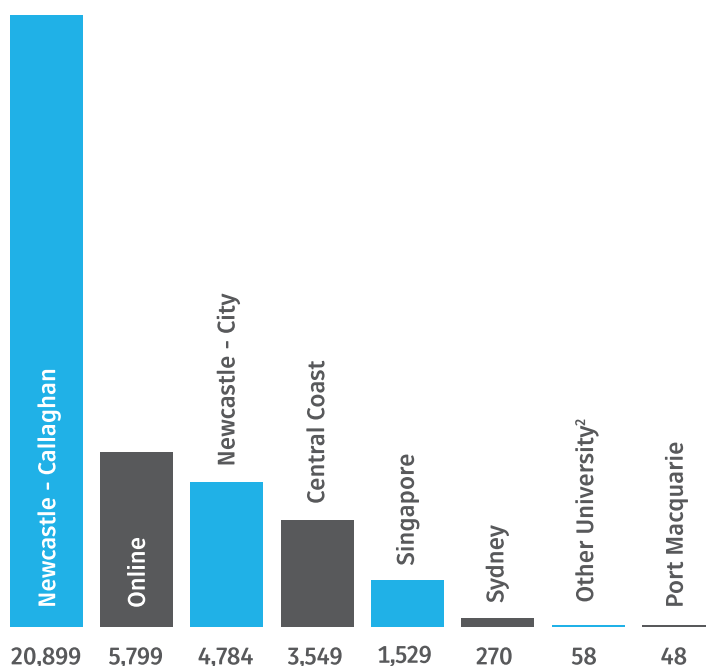
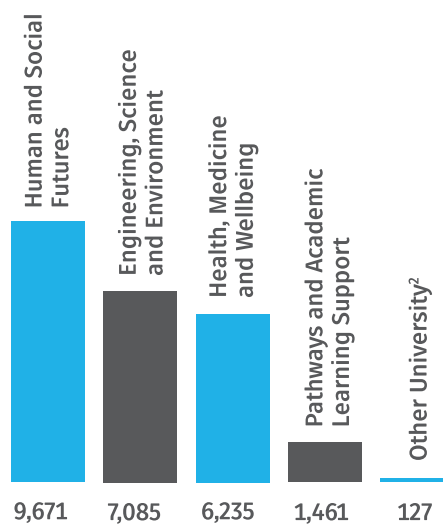
7. Department of Education, Skills and Employment Higher Education Student Statistics

8. QS World University Rankings by Subject 2022

9. The Audited Higher Education Research Data Collection Returns, 2021

10. Innovation Connections data 2015 - 2022

STUDENT ENROLMENTS

STUDENT ENROLMENTS BY COLLEGE AND AREA¹STUDENT ENROLMENTS BY ACADEMIC LEVEL¹STUDENT ENROLMENTS BY CAMPUS¹STUDENT LOAD (EFTSL⁴) BY COLLEGE AND AREA¹STUDENT LOAD
AND ENROLMENTS

36,936
student enrolments

5,452
international
enrolments

24,580
student load (EFTSL)⁴

3,808
international load (EFTSL)⁴

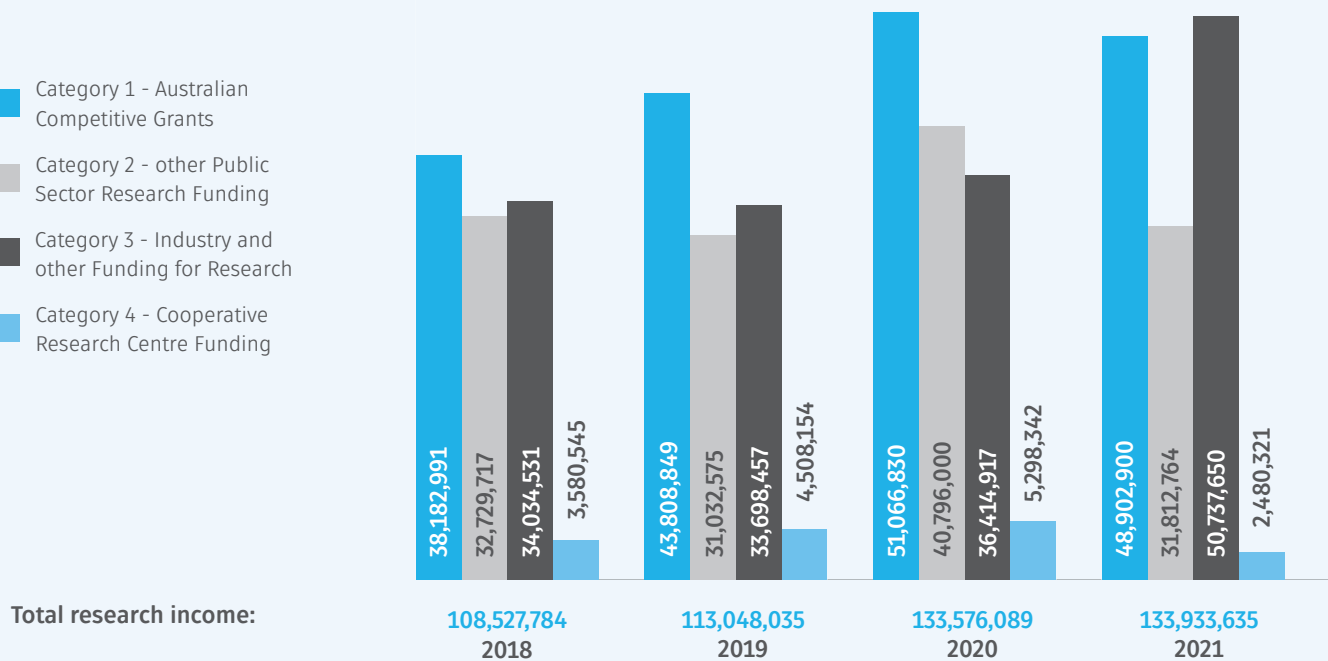
15,250
commencing enrolments

9,280
commencing load (EFTSL)⁴

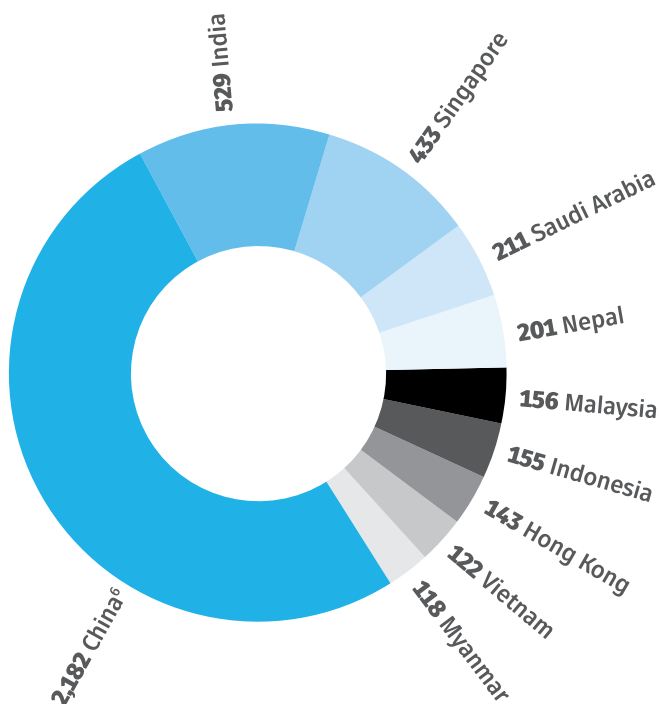
RESEARCH INCOME

RESEARCH INCOME BY SOURCE 2017–2021⁵

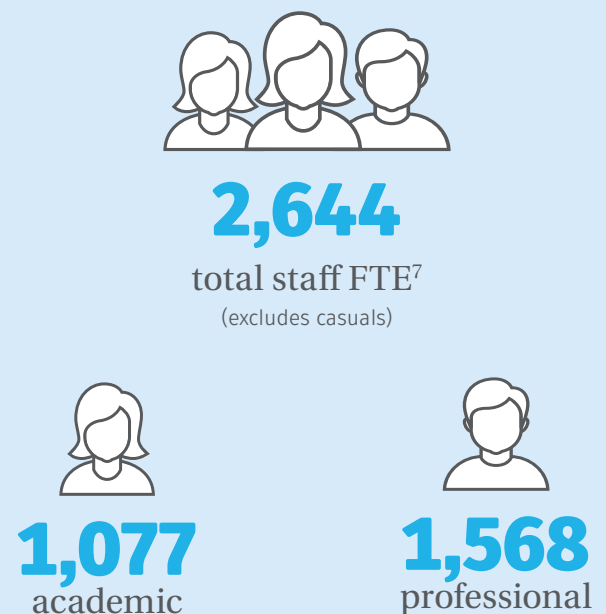
- Category 1 - Australian Competitive Grants
- Category 2 - other Public Sector Research Funding
- Category 3 - Industry and other Funding for Research
- Category 4 - Cooperative Research Centre Funding



TOP 10 INTERNATIONAL ENROLMENTS BY COUNTRY¹



FIXED TERM AND ONGOING STAFF (FTE)⁹



1. student data source: University data warehouse as at 07 February 2023. 2. Other University includes Indigenous Education and Research, Cross Institution, Exchange, Study Abroad and Non Award. 3. Comprises third party locations UN Nurture - BINUS Nurture - UTCC. 4. Equivalent Full-time Student Load. 5. The 2021 Higher Education Research Data Collection (HERDC) Research Income Return. 6. Excludes Special Administrative Regions and Taiwan. 7. Full-time Equivalent Staff 9. Department of Education, Skills and Employment, Higher Education Staff Statistics as at 31 March 2022. Note: Rounding errors may apply