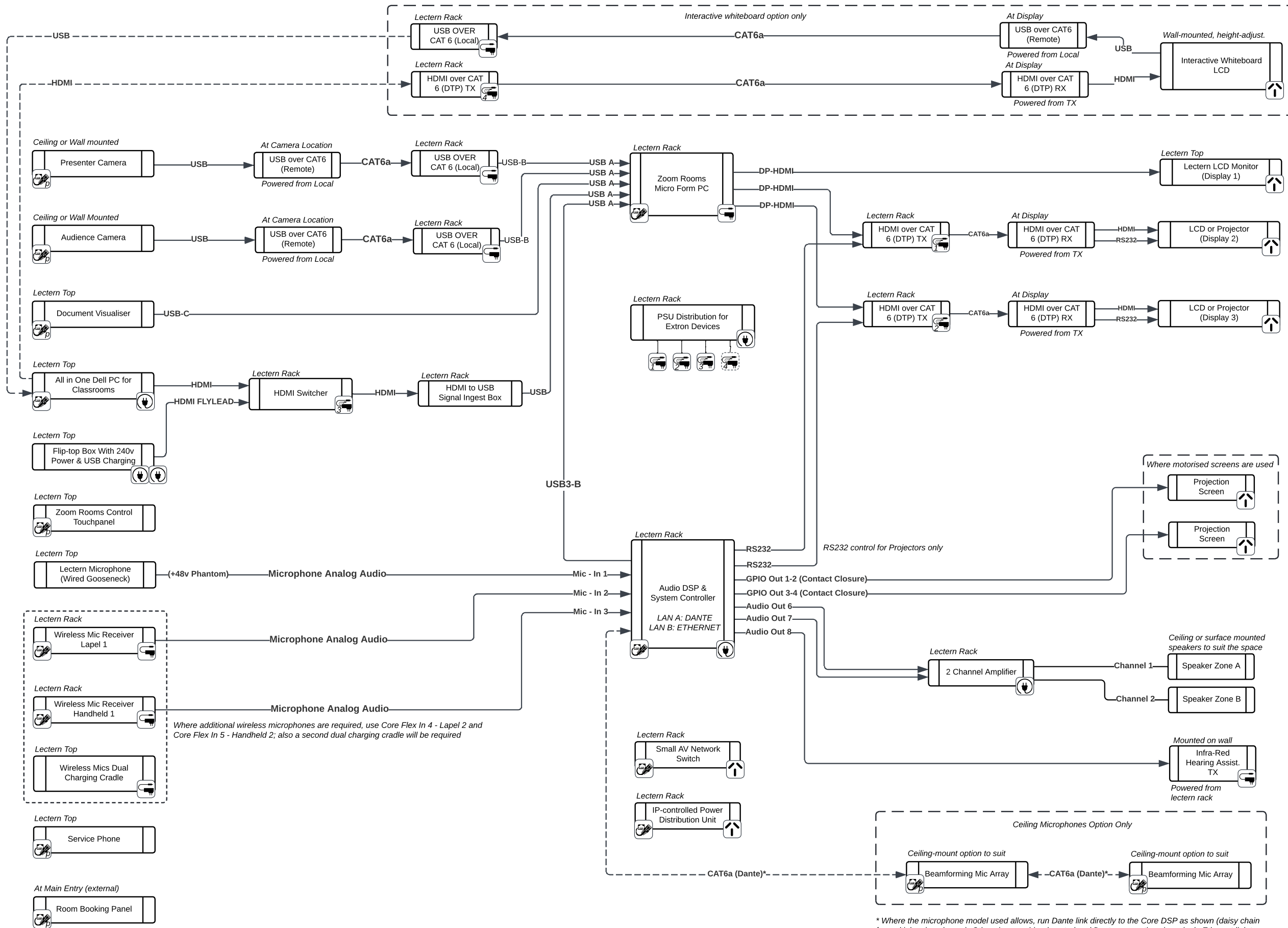


# Standard AV Schematic: Hy-Flex Teaching Space



\* Where the microphone model used allows, run Dante link directly to the Core DSP as shown (daisy chain for multiple microphones). Otherwise, combined control and Dante connection via a single Ethernet link to the comms room, per microphone, is required.

## DRAWING DETAILS



**TITLE:** AV Schematic  
**ROOM TYPE:** Hy-Flex Teaching  
 v 2025.3  
**STATUS:** For Release  
**DATE:** May 2026  
**REVISION:** 3  
**DRAWING NO:** 1 of 6

## CHANGE LOG

- rev 3: re-titled to 'Hy-Flex Teaching Space'. Minor cosmetic changes.

## LEGEND

- Ethernet connection
- Ethernet connection supplying PoE
- Wi-Fi connection
- 240V power required
- GPO required
- Powered via DC PSU
- Powered via DC from multi-ouput PSU

## DRAWN BY

**Tom Jovanovic**  
 Senior DevOps Engineer  
 M: +61 (0)429 984 283  
 E: tom.jovanovic@newcastle.edu.au

**John Gibson**  
 DevOps Engineering Specialist  
 M: +61 (0)433 251 165  
 E: john.a.gibson@newcastle.edu.au

**Jefferson Dowley**  
 DevOps Engineering Specialist  
 M: +61 (0)403 248 222  
 E: jefferson.dowley@newcastle.edu.au

Interactive Technologies  
 Digital Technology Services  
 Resources Division

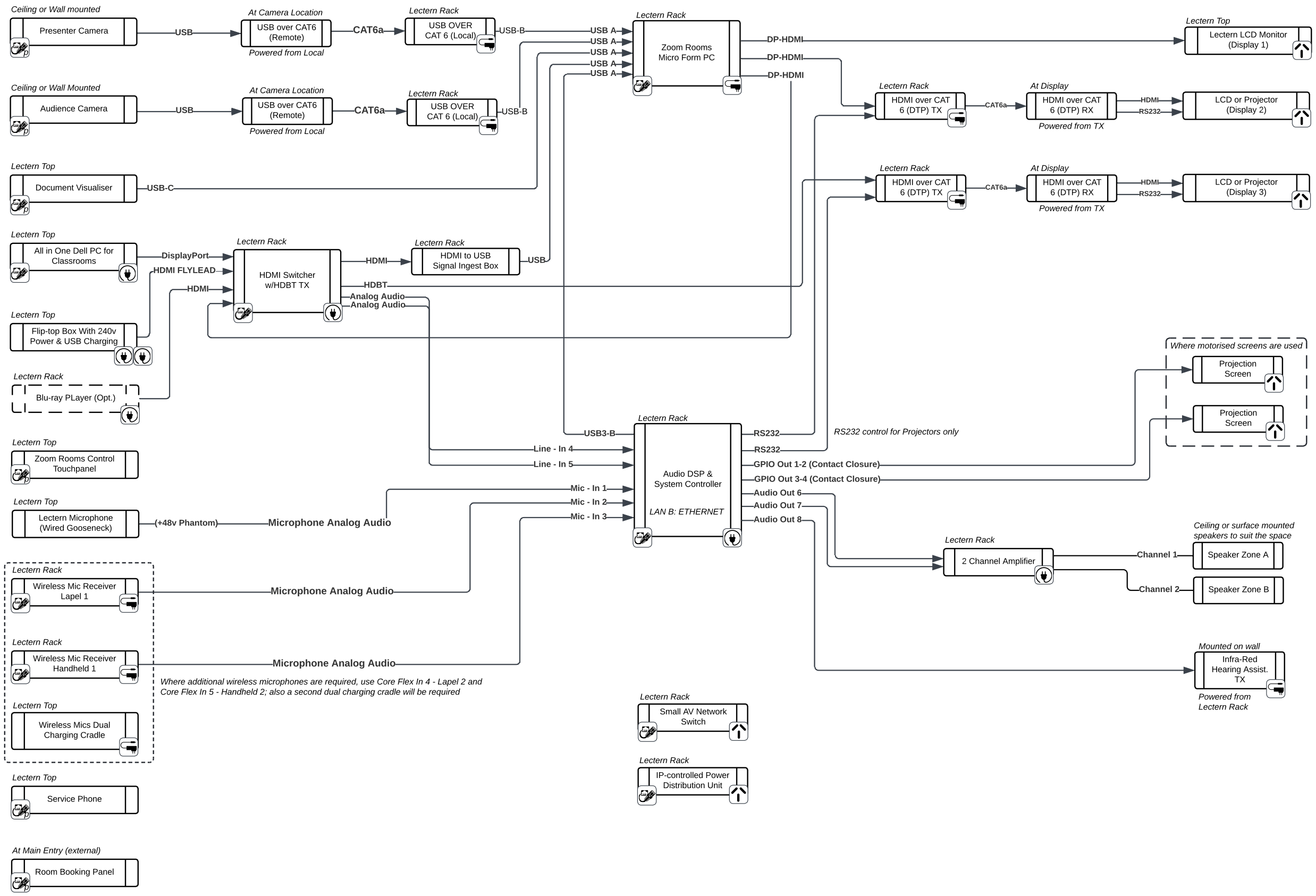
The University of Newcastle  
 University Drive, Callaghan NSW 2308 Australia

All Schematics remain the intellectual property of the University of Newcastle.

## DRAWING STATUS

**FOR RELEASE**

**Standard AV Schematic:  
Hy-Flex Teaching Space (Hi-Def Sharing)**



**DRAWING DETAILS**



**TITLE:** AV Schematic  
**ROOM TYPE:** Hy-Flex Teaching, Hi-Def v 2025.3  
**STATUS:** For Release  
**DATE:** May 2026  
**REVISION:** 3  
**DRAWING NO:** 2 of 6

**CHANGE LOG**

- rev 3: re-titled to 'Hy-Flex Teaching Space'. Minor cosmetic changes.

**LEGEND**

- Ethernet connection
- Ethernet connection supplying PoE
- Wi-Fi connection
- 240V power required
- GPO required
- Powered via DC PSU
- Powered via DC from multi-ouput PSU

**DRAWN BY**

**Tom Jovanovic**  
 Senior DevOps Engineer  
 M: +61 (0)429 984 283  
 E: tom.jovanovic@newcastle.edu.au

**John Gibson**  
 DevOps Engineering Specialist  
 M: +61 (0)433 251 165  
 E: john.a.gibson@newcastle.edu.au

**Jefferson Dowley**  
 DevOps Engineering Specialist  
 M: +61 (0)403 248 222  
 E: jefferson.dowley@newcastle.edu.au

Interactive Technologies  
 Digital Technology Services  
 Resources Division

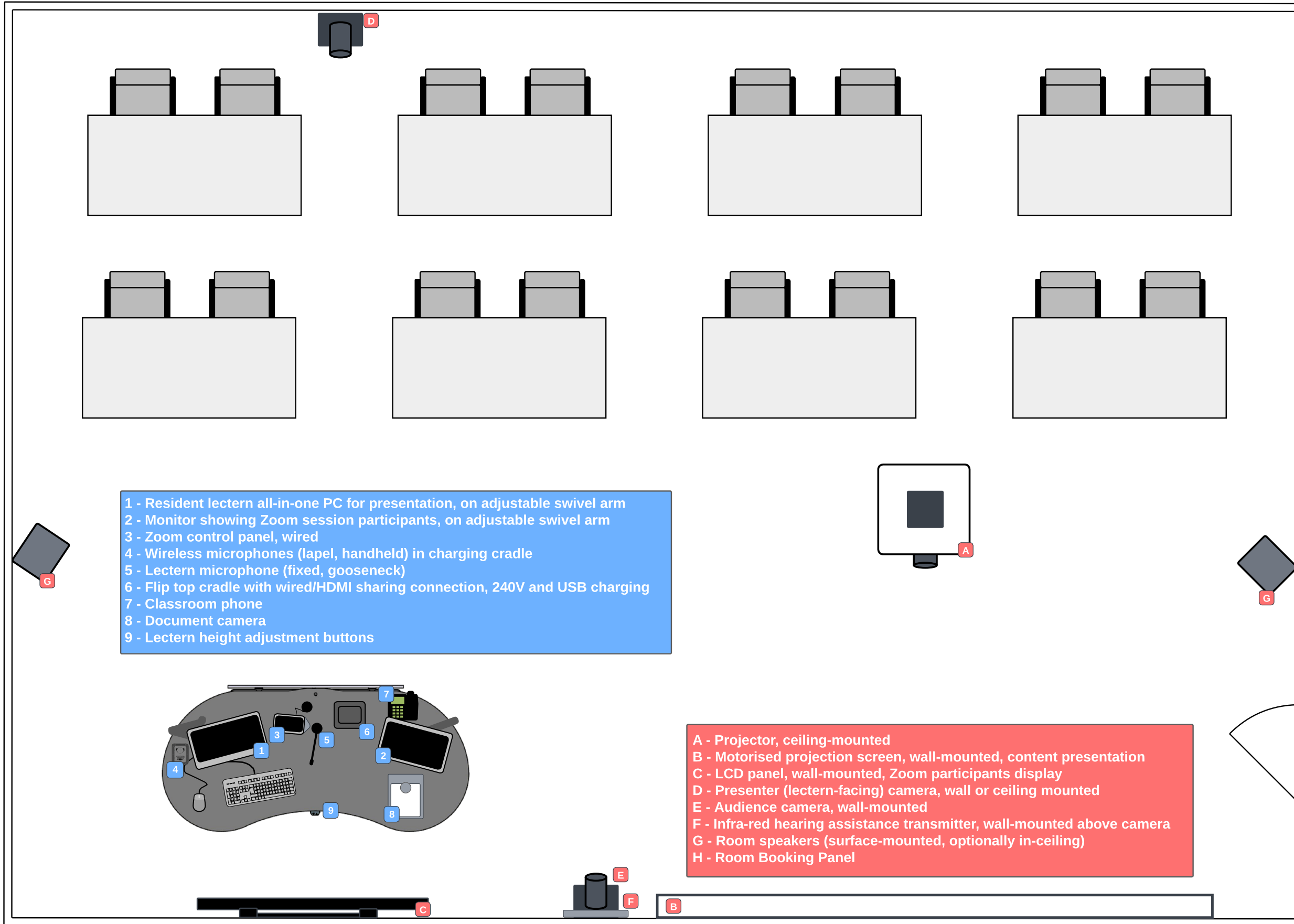
The University of Newcastle  
 University Drive, Callaghan NSW 2308 Australia

All Schematics remain the intellectual property of the University of Newcastle.

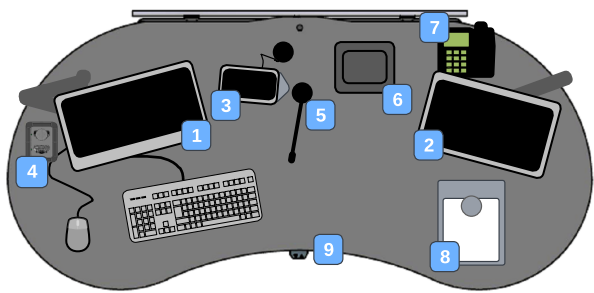
**DRAWING STATUS**

**FOR RELEASE**

Example Layout - Single Projector:  
Hy-Flex Teaching Space



- 1 - Resident lectern all-in-one PC for presentation, on adjustable swivel arm
- 2 - Monitor showing Zoom session participants, on adjustable swivel arm
- 3 - Zoom control panel, wired
- 4 - Wireless microphones (lapel, handheld) in charging cradle
- 5 - Lectern microphone (fixed, gooseneck)
- 6 - Flip top cradle with wired/HDMI sharing connection, 240V and USB charging
- 7 - Classroom phone
- 8 - Document camera
- 9 - Lectern height adjustment buttons



- A - Projector, ceiling-mounted
- B - Motorised projection screen, wall-mounted, content presentation
- C - LCD panel, wall-mounted, Zoom participants display
- D - Presenter (lectern-facing) camera, wall or ceiling mounted
- E - Audience camera, wall-mounted
- F - Infra-red hearing assistance transmitter, wall-mounted above camera
- G - Room speakers (surface-mounted, optionally in-ceiling)
- H - Room Booking Panel

DRAWING DETAILS



**TITLE:** Layout - Single Projector  
**ROOM TYPE:** Hy-Flex Teaching v 2025.3  
**STATUS:** For Release  
**DATE:** May 2026  
**REVISION:** 3  
**DRAWING NO:** 3 of 6

CHANGE LOG

- rev 3: re-titled to 'Hy-Flex Teaching Space'. Minor cosmetic changes.

LEGEND

DRAWN BY

**Tom Jovanovic**  
 Senior DevOps Engineer  
 M: +61 (0)429 984 283  
 E: tom.jovanovic@newcastle.edu.au

**John Gibson**  
 DevOps Engineering Specialist  
 M: +61 (0)433 251 165  
 E: john.a.gibson@newcastle.edu.au

**Jefferson Dowley**  
 DevOps Engineering Specialist  
 M: +61 (0)403 248 222  
 E: jefferson.dowley@newcastle.edu.au

Interactive Technologies  
 Digital Technology Services  
 Resources Division

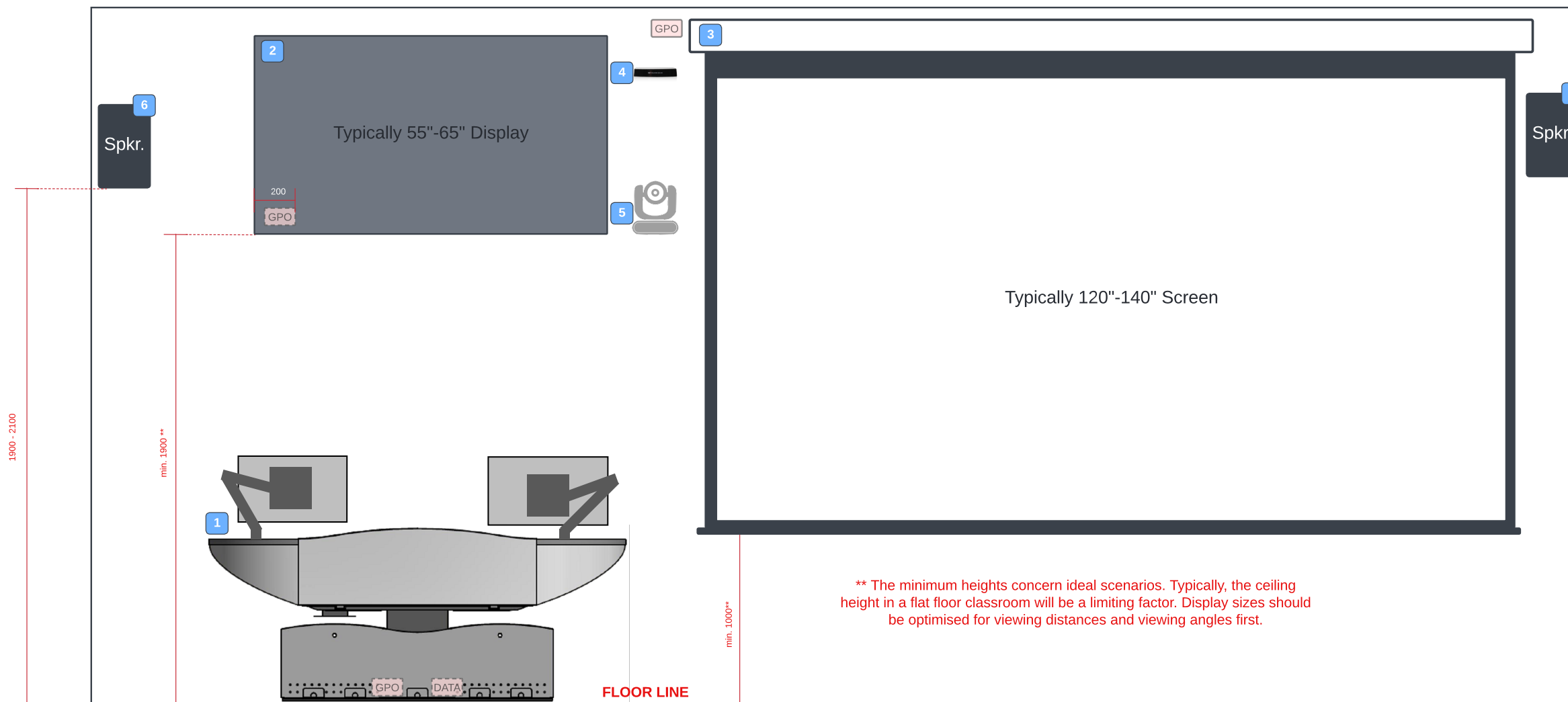
The University of Newcastle  
 University Drive, Callaghan NSW 2308 Australia

All Schematics remain the intellectual property of the University of Newcastle.

DRAWING STATUS

FOR RELEASE

Example Elevation - Single Projector:  
Hy-Flex Teaching Space



- 1 - Height-adjustable lectern wherever possible. Requires GPO and DATA at the base.
- 2 - LCD on a flush-mount, non-extendable wall bracket. Requires a GPO in relative position to the unit as shown.
- 3 - Motorised projection screen. Requires a GPO at the left side, as shown.
- 4 - Infra-red hearing assistance transmitter. Powered from the lectern.
- 5 - PTZ room camera. Requires DATA, powered via Ethernet (from the lectern).
- 6 - Room speakers (where surface-mounted), wired back to the lectern.

\*\* The minimum heights concern ideal scenarios. Typically, the ceiling height in a flat floor classroom will be a limiting factor. Display sizes should be optimised for viewing distances and viewing angles first.

DRAWING DETAILS	
	
<b>TITLE:</b>	Elevation - Single Projector
<b>ROOM TYPE:</b>	Hy-Flex Teaching v 2025.3
<b>STATUS:</b>	For Release
<b>DATE:</b>	May 2026
<b>REVISION:</b>	3
<b>DRAWING NO:</b>	4 of 6
CHANGE LOG	
<ul style="list-style-type: none"> <li>• rev 3: re-titled to 'Hy-Flex Teaching Space'. Minor cosmetic changes.</li> </ul>	
LEGEND	
DRAWN BY	
<p><b>Tom Jovanovic</b> Senior DevOps Engineer M: +61 (0)429 984 283 E: tom.jovanovic@newcastle.edu.au</p> <p><b>John Gibson</b> DevOps Engineering Specialist M: +61 (0)433 251 165 E: john.a.gibson@newcastle.edu.au</p> <p><b>Jefferson Dowley</b> DevOps Engineering Specialist M: +61 (0)403 248 222 E: jefferson.dowley@newcastle.edu.au</p> <p>Interactive Technologies Digital Technology Services Resources Division</p> <p>The University of Newcastle University Drive, Callaghan NSW 2308 Australia</p>	
All Schematics remain the intellectual property of the University of Newcastle.	
DRAWING STATUS	
FOR RELEASE	

Example Layout - Dual Projector:  
Hy-Flex Teaching Space

DRAWING DETAILS



**TITLE:** Layout - Dual Projector  
**ROOM TYPE:** Hy-Flex Teaching  
 v 2025.3  
**STATUS:** For Release  
**DATE:** May 2026  
**REVISION:** 3  
**DRAWING NO:** 5 of 6

CHANGE LOG

- rev 3: re-titled to 'Hy-Flex Teaching Space'. Minor cosmetic changes.

LEGEND

DRAWN BY

**Tom Jovanovic**  
 Senior DevOps Engineer  
 M: +61 (0)429 984 283  
 E: tom.jovanovic@newcastle.edu.au

**John Gibson**  
 DevOps Engineering Specialist  
 M: +61 (0)433 251 165  
 E: john.a.gibson@newcastle.edu.au

**Jefferson Dowley**  
 DevOps Engineering Specialist  
 M: +61 (0)403 248 222  
 E: jefferson.dowley@newcastle.edu.au

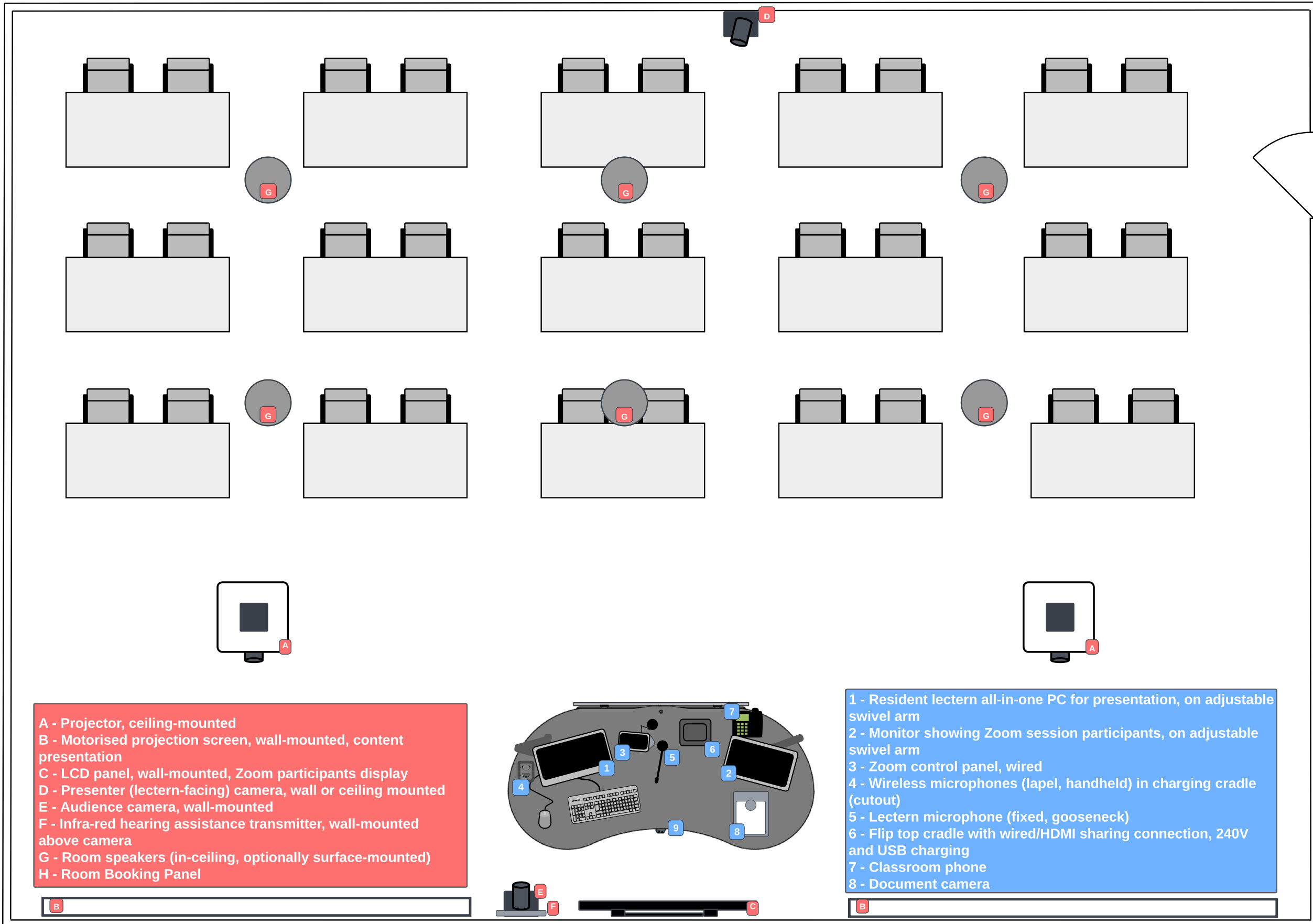
Interactive Technologies  
 Digital Technology Services  
 Resources Division

The University of Newcastle  
 University Drive, Callaghan NSW 2308 Australia

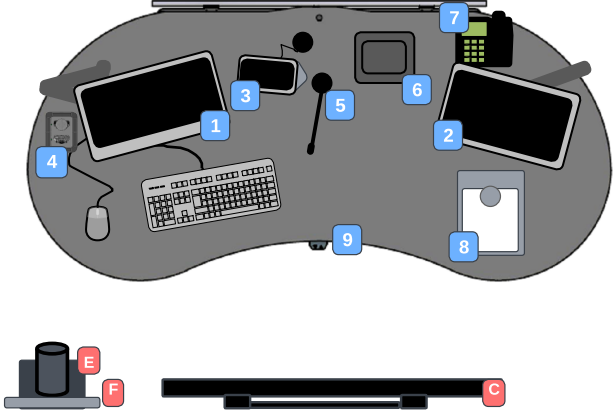
All Schematics remain the intellectual property of the University of Newcastle.

DRAWING STATUS

FOR RELEASE



A - Projector, ceiling-mounted  
 B - Motorised projection screen, wall-mounted, content presentation  
 C - LCD panel, wall-mounted, Zoom participants display  
 D - Presenter (lectern-facing) camera, wall or ceiling mounted  
 E - Audience camera, wall-mounted  
 F - Infra-red hearing assistance transmitter, wall-mounted above camera  
 G - Room speakers (in-ceiling, optionally surface-mounted)  
 H - Room Booking Panel



1 - Resident lectern all-in-one PC for presentation, on adjustable swivel arm  
 2 - Monitor showing Zoom session participants, on adjustable swivel arm  
 3 - Zoom control panel, wired  
 4 - Wireless microphones (lapel, handheld) in charging cradle (cutout)  
 5 - Lectern microphone (fixed, gooseneck)  
 6 - Flip top cradle with wired/HDMI sharing connection, 240V and USB charging  
 7 - Classroom phone  
 8 - Document camera

Example Layout - Dual Projector:  
High Flex Teaching Space

DRAWING DETAILS



**TITLE:** Elevation - Dual Projector  
**ROOM TYPE:** Hy-Flex Teaching  
 v 2025.3  
**STATUS:** For Release  
**DATE:** May 2026  
**REVISION:** 3  
**DRAWING NO:** 6 of 6

CHANGE LOG

- rev 3: re-titled to 'Hy-Flex Teaching Space'. Minor cosmetic changes.

LEGEND

DRAWN BY

**Tom Jovanovic**  
 Senior DevOps Engineer  
 M: +61 (0)429 984 283  
 E: tom.jovanovic@newcastle.edu.au

**John Gibson**  
 DevOps Engineering Specialist  
 M: +61 (0)433 251 165  
 E: john.a.gibson@newcastle.edu.au

**Jefferson Dowley**  
 DevOps Engineering Specialist  
 M: +61 (0)403 248 222  
 E: jefferson.dowley@newcastle.edu.au

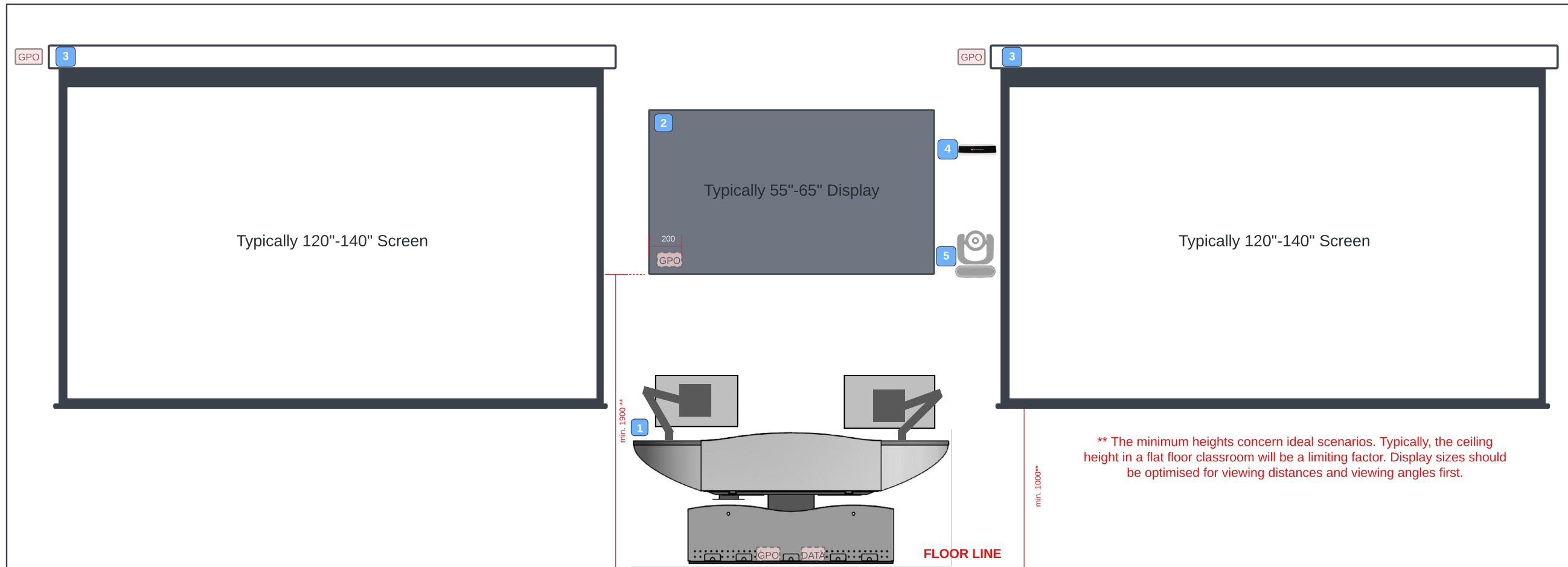
Interactive Technologies  
 Digital Technology Services  
 Resources Division

The University of Newcastle  
 University Drive, Callaghan NSW 2308 Australia

All Schematics remain the intellectual property of the University of Newcastle.

DRAWING STATUS

FOR RELEASE



- 1 - Height-adjustable lectern wherever possible. Requires GPO and DATA at the base.
- 2 - LCD on a flush-mount, non-extendable wall bracket. Requires a GPO in relative position to the unit as shown.
- 3 - Motorised projection screen. Requires a GPO at the left side, as shown.
- 4 - Infra-red hearing assistance transmitter. Powered from the lectern.
- 5 - PTZ room camera. Requires DATA, powered via Ethernet (from the lectern).

\*\* The minimum heights concern ideal scenarios. Typically, the ceiling height in a flat floor classroom will be a limiting factor. Display sizes should be optimised for viewing distances and viewing angles first.