

Master of Traumatology



Commencing in Semester 2 2019



Studying Online

The Program Plan below is your guide to enrolment. Following this plan will ensure you are on the right path to graduation. Before you vary from this plan ensure you seek advice from your [Program Advisor](#).



TRAUMA SPECIALISATION

FULL-TIME STUDY

Semester 2

| | | | | |
|-----------|--|--|---|--------------------------|
| YEAR 1 | TRAU6003 Torso Trauma | TRAU6004 Musculoskeletal Trauma | TRAU6005 Neurotrauma | DIRECTED |
| | | | | |

Semester 1

| | | | |
|--|---|---|---|
| EPID6420 Epidemiology A - Basic Methods | BIOS6910 Biostatistics A | TRAU6002 Post-Injury Critical Care | TRAU6001 Introduction to Trauma Care |
|--|---|---|---|

PART-TIME STUDY

Semester 2

| | | |
|-----------|--|--|
| YEAR 1 | TRAU6003 Torso Trauma | TRAU6004 Musculoskeletal Trauma |
| | | |

Semester 1

| | |
|--|---|
| EPID6420 Epidemiology A - Basic Methods | BIOS6910 Biostatistics A |
|--|---|

Semester 2

| | | |
|-----------|---|--------------------------|
| YEAR 2 | TRAU6005 Neurotrauma | DIRECTED |
| | | |

Semester 1

| | |
|---|---|
| TRAU6002 Post-Injury Critical Care | TRAU6001 Introduction to Trauma Care |
|---|---|

Trauma Directed Courses

Choose **10 units** from the following courses.

[EPID6600](#)
[TRAU6006](#)

Research Protocol Design
Trauma in Austere Environments

SURGERY SPECIALISATION

FULL-TIME STUDY

Semester 2

| | | | | |
|-----------|---|---|---|--------------------------|
| YEAR 1 | EPID6420 Epidemiology A - Basic Methods | BIOS6910 Biostatistics A | TRAU6005 Neurotrauma | DIRECTED |
|-----------|---|---|---|--------------------------|

Semester 1

| | | | |
|--|---|---|--|
| TRAU6002 Post-Injury Critical Care | SURG6001 Surgical Sciences 1 | SURG6002 Surgical Sciences 2 | TRAU6001 Introduction to Trauma Care |
|--|---|---|--|

PART-TIME STUDY

Semester 2

| | | |
|-----------|---|---|
| YEAR 1 | EPID6420 Epidemiology A - Basic Methods | BIOS6910 Biostatistics A |
|-----------|---|---|

Semester 1

| | |
|---|---|
| SURG6001 Surgical Sciences 1 | SURG6002 Surgical Sciences 2 |
|---|---|

Semester 2

| | | |
|-----------|---|--------------------------|
| YEAR 2 | TRAU6005 Neurotrauma | DIRECTED |
|-----------|---|--------------------------|

Semester 1

| | |
|--|--|
| TRAU6002 Post-Injury Critical Care | TRAU6001 Introduction to Trauma Care |
|--|--|

Surgery Directed Courses

Choose **10 units** from the following courses.

[TRAU6003](#)
[TRAU6004](#)
[TRAU6006](#)
[EPID6600](#)

Torso Trauma
Musculoskeletal Trauma
Trauma in Austere Environments
Research Protocol Design

ORTHOPAEDIC SPECIALISATION

FULL-TIME STUDY

Semester 2

| | | | | |
|-----------|---|---|---|--------------------------|
| YEAR 1 | BIOS6910 Biostatistics A | TRAU6004 Musculoskeletal Trauma | TRAU6005 Neurotrauma | DIRECTED |
| | | | | |

Semester 1

| | | | |
|---|--|--|--|
| EPID6420 Epidemiology A - Basic Methods | TRAU6002 Post-Injury Critical Care | ORTH6001 Basic Science in Orthopaedics | ORTH6002 Paediatric Orthopaedics |
| | | | |

PART-TIME STUDY

Semester 2

| | | |
|-----------|---|---|
| YEAR 1 | BIOS6910 Biostatistics A | TRAU6004 Musculoskeletal Trauma |
| | | |

Semester 1

| | |
|--|--|
| ORTH6001 Basic Science in Orthopaedics | ORTH6002 Paediatric Orthopaedics |
| | |

Semester 2

| | | |
|-----------|---|--------------------------|
| YEAR 2 | TRAU6005 Neurotrauma | DIRECTED |
| | | |

Semester 1

| | |
|---|--|
| EPID6420 Epidemiology A - Basic Methods | TRAU6002 Post-Injury Critical Care |
| | |

Orthopaedic Directed Courses

Choose **10 units** from the following courses

[EPID6600](#)

[TRAU6003](#)

[TRAU6006](#)

Research Protocol Design

Torso Trauma

Trauma in Austere Environments

RESEARCH SPECIALISATION

FULL-TIME STUDY - Please note due to Assumed Knowledge the Research Specialisation cannot be completed in 1 year.

Semester 2

| | | | |
|-----------|---|--------------------------|--------------------------|
| YEAR 1 | PUBH6303 Special Project in Public Health | DIRECTED | DIRECTED |
| | | | |

Semester 2

| | |
|-----------|---|
| YEAR 2 | EPID6600 Research Protocol Design |
|-----------|---|

Semester 1

| | | | |
|---|---|--|--------------------------|
| EPID6420 Epidemiology A - Basic Methods | BIOS6910 Biostatistics A | TRAU6002 Post-Injury Critical Care | DIRECTED |
|---|---|--|--------------------------|

PART-TIME STUDY

Semester 2

| | | |
|-----------|---|--------------------------|
| YEAR 1 | PUBH6303 Special Project in Public Health | DIRECTED |
| | | |

Semester 2




| | | |
|-----------|---|--------------------------|
| YEAR 2 | EPID6600 Research Protocol Design | DIRECTED |
| | | |

Semester 1

| | |
|---|---|
| EPID6420 Epidemiology A - Basic Methods | BIOS6910 Biostatistics A |
|---|---|

Semester 1

| | |
|--|--------------------------|
| TRAU6002 Post-Injury Critical Care | DIRECTED |
|--|--------------------------|

Program Plan Key:  = Core  = Directed  = Specialisation Compulsory

Research Directed Courses

Choose **30 units** from the following courses

| | |
|--------------------------|--------------------------------|
| ORTH6001 | Basic Science in Orthopaedics |
| ORTH6002 | Paediatric Orthopaedics |
| SURG6001 | Surgical Sciences 1 |
| SURG6002 | Surgical Sciences 2 |
| TRAU6001 | Introduction to Trauma Care |
| TRAU6003 | Torso Trauma |
| TRAU6004 | Musculoskeletal Trauma |
| TRAU6005 | Neurotrauma |
| TRAU6006 | Trauma in Austere Environments |

To be eligible to graduate make sure you have completed 80 units (10 units = 1 course unless otherwise specified) which meet the following criteria:

- ✓ Core courses – 30 units
- ✓ Specialisation Compulsory &/or Directed courses – 50 units
- ✓ Program is offered by distance learning online
- ✓ Completion of a compulsory three-day on campus workshop is also required for students enrolled in the Trauma, Surgery and Orthopaedic specialisations
- ✓ The maximum time to complete this program is 4 years
- ✓ The above enrolment pattern is a recommended pattern only. Students who are working whilst studying would typically complete 10-20 units per term



Some courses have assumed knowledge and/or requisites, please refer to the individual [Course Handbook](#).

The [Program Handbook](#) has valuable information on program structure and requirements, if you are intending on studying part time or varying from this program plan please seek prior advice from your [Program Advisor](#).

Helpful Hints & Tips

ENROLMENT HELP



Need help? >>
Ask UON >>



How do I use the Web Timetable? >>

RULES

It is important to follow this Program Plan.

You cannot repeat a course you've passed to try and get a better grade.

You cannot enrol in any extra courses not required by your program >>

INFO FOR NEW STUDENTS



First year undergraduate students usually only enrol in 1000 level courses >>

New Postgraduate students should only enrol in 6000 level courses >>



Find out all you need to know about getting started at uni >>

UNDERSTANDING COURSES & PROGRAMS



Not sure what courses to study? >>



Understanding program and course jargon >>



Understanding UON Jargon >>

PRIOR STUDY



Check you have met the assumed knowledge and requisites for courses before enrolling >>



Have you studied elsewhere or transferred programs? Don't forget to apply for credit >>

CONSIDERING A BREAK?



Need to take a break? This is called a 'leave of absence'. Check if you are eligible >>




Planning on going overseas? Keep electives free, so it's easier for you to receive credit for your overseas studies >>




UON offers a range of support services to assist with your health and wellbeing >>


MORE QUESTIONS?


We are here to answer questions about your program. Talk to us your way!


 Ask UON

 1300 ASK UON

 Visit a Student Hub

 Message us on Facebook

 or Twitter

 UONline via myUON