

Data from Student Survey


Understanding the impact of gender-based violence on access to and participation in higher education project

Prepared by Dr Stephanie Hardacre for presentation to sector partners

To cite: Burke PJ, Hardacre S, Parker J, Coffey J, Cocuzzoli F, Shaw J, Haro A. *Understanding the impact of gender-based violence on access to and participation in higher education project data presentation*. Gender Justice Hub presentation. Woodbury. 2023.



**CENTRE OF EXCELLENCE
FOR EQUITY IN
HIGHER EDUCATION**





430 students

From the University of Newcastle

**88% knew a
victim-
survivor**

377 of the students surveyed

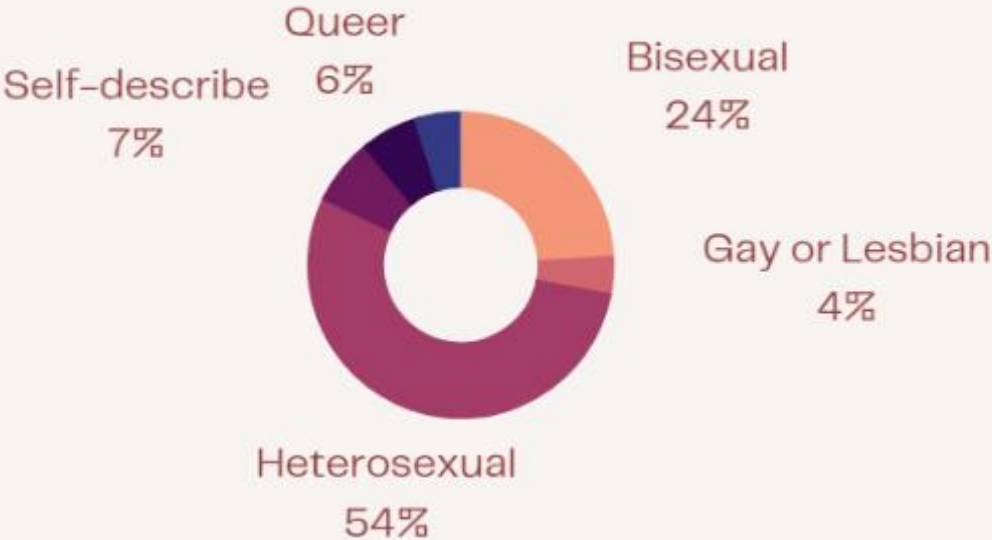
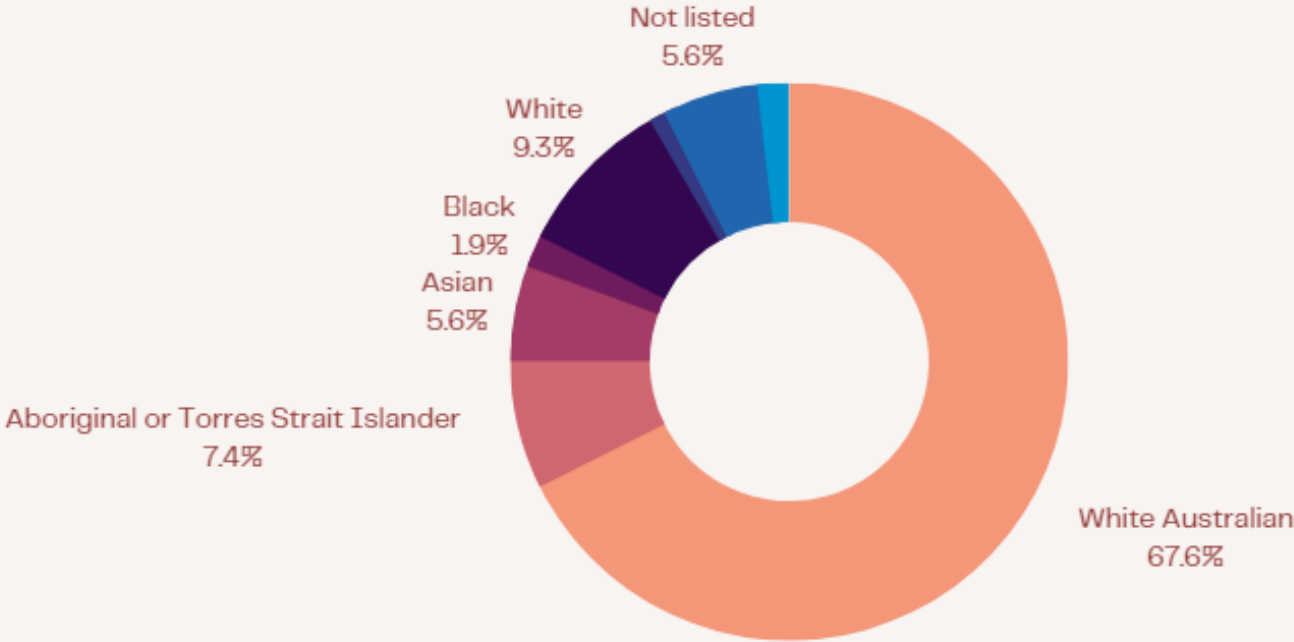
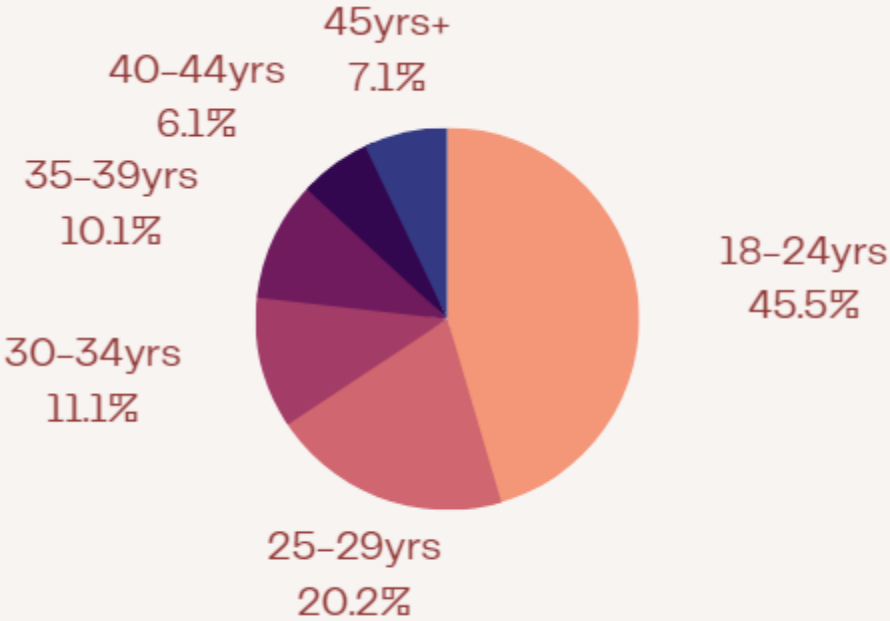


**71% had experienced
gender-based violence**

303 of the students surveyed

86% of victim-survivors identified as women

9% as men; 5% as non-binary; 3% as gender non-conforming; 1% as self-described



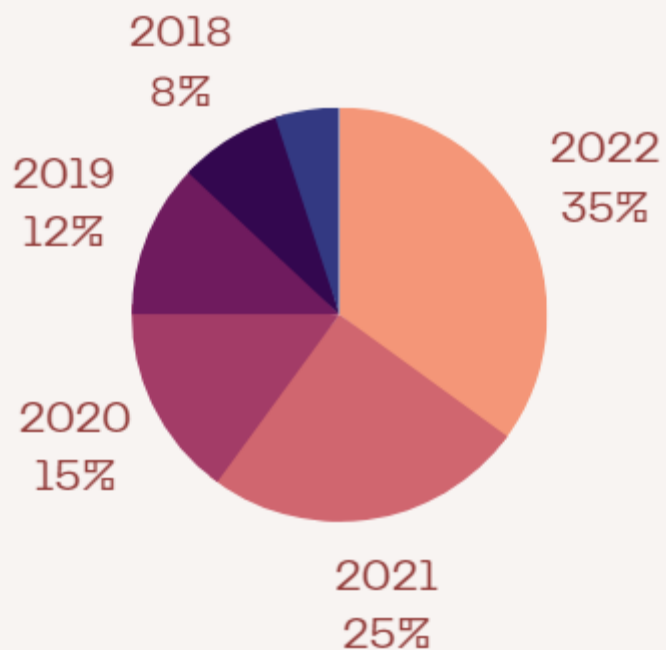


**WERE FIRST-IN-FAMILY
TO ATTEND UNI**

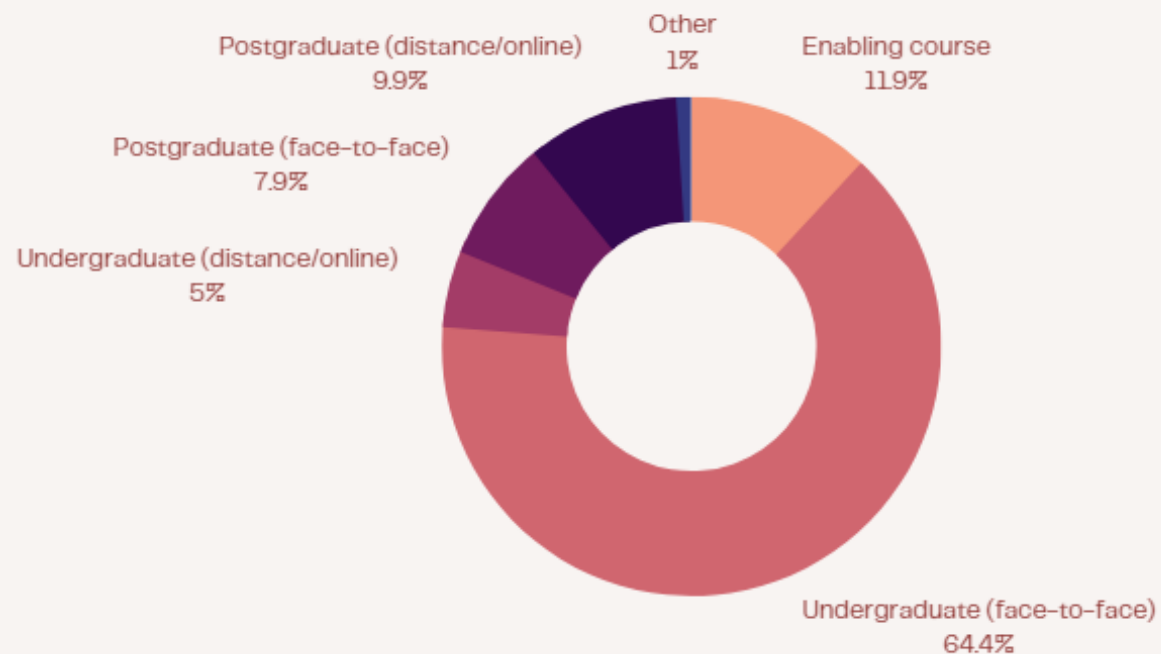


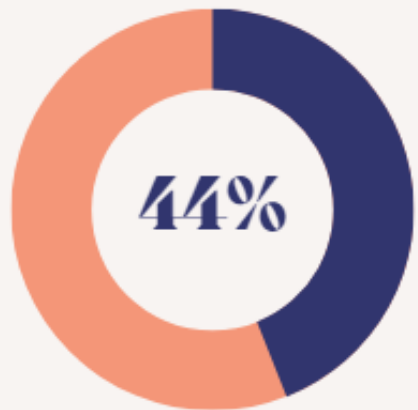
**HAD PARENT/CARER
COMMITMENTS**

COMMENCED UNI

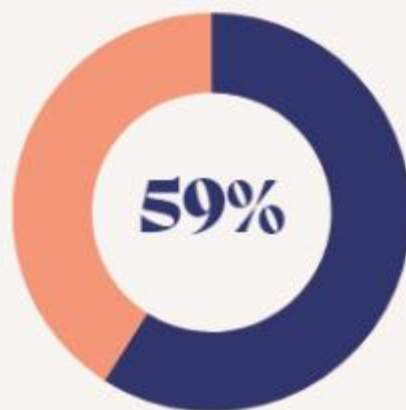


DEGREE LEVEL





**AGREED THAT THEIR
EXPERIENCES OF GBV HAD
IMPACTED THEIR ACCESS TO UNI**



**AGREED THAT THEIR EXPERIENCES
OF GBV HAD IMPACTED THEIR
PARTICIPATION IN UNI**

**33% had seriously considered
leaving uni in 2022**

57% of students had not considered leaving, while 10% preferred not to say)

‘The previous issues have scarred my impressions of authorities and their misuse of power in many forms.’

‘The after effects of abuse lowered my self confidence and esteem so that I felt I did not deserve a better life. Therefore I was reluctant to seek out tertiary studies.’

‘Financial abuse because full time study meant not being able to work as much and contribute to household costs.’


‘My ex said I was too stupid and too dumb to go to uni. I believed him for a long time. I was lucky I had some friends who encouraged me to try open foundation.’

‘Mental health, being unsure of whether or not I would succeed and, essentially, questioning whether I deserved to be a student.’

‘PTSD, Anxiety & depression make it incredibly difficult to study or function. Also, they convinced me my Sleep Disorder was laziness and so I never pushed for a diagnosis/help. Violence right before exams made me unable to participate in them due to distress. I failed courses I would never have otherwise. I have countless withdrawals due to being unable to cope.’

‘A significant GBV event occurred just prior to starting my honours year. My ability to perform was greatly impacted for a number of months while I recovered physically and psychologically.’

‘During my first attempt at degree my partner made it impossible for me to study by behaving in a violent and controlling way. This prevented me from being able to meet assessment deadlines and attend res school. I felt extremely afraid and isolated and was not able to access student support to gain assistance with approved withdrawals and remittance of fees etc. I was deeply afraid that my partner would find the letters or emails and become violent. This resulted in a huge hecs debt.’



**WERE CURRENTLY
EXPERIENCING VIOLENCE**

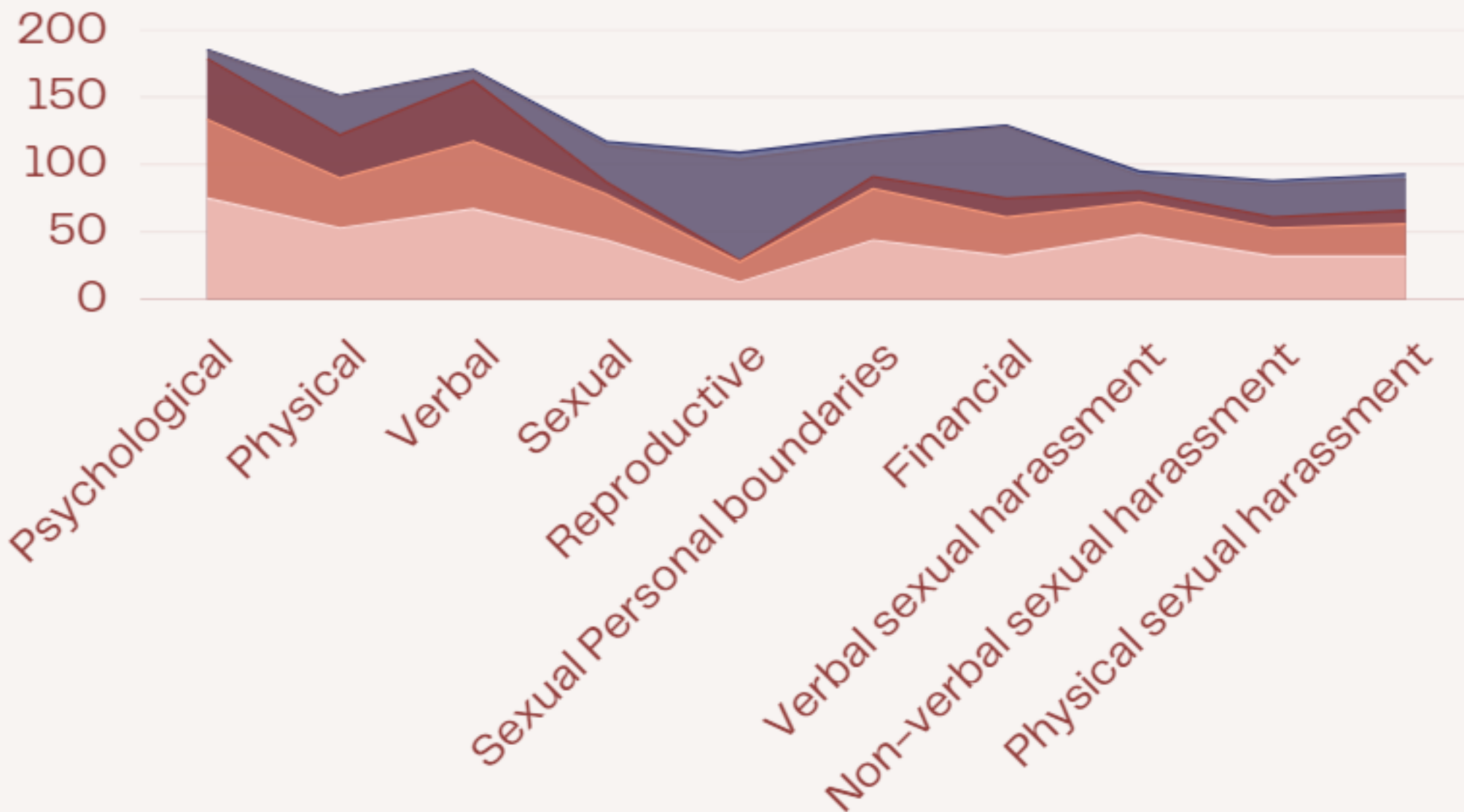
**From the past week (11%) to 11+
years ago (21%)**

Students' most recent experiences of violence ranged from occurring in the past week to more than 11+ years ago

13 years

Average age when students *first* experienced gender-based violence (ranging from 0-32yrs; median 14yrs; 29% of students preferred not to disclose)

- HAVE experienced
- Experienced in intimate r'ship
- Experienced in family setting
- NEVER experienced
- Prefer not to disclose






75%

**PSYCHOLOGICAL/EMOTIONAL
VIOLENCE WAS THE MOST COMMON
FORM OF GBV EXPERIENCED**



65%

**HAD EXPERIENCED A FORM OF GBV
WITHIN AN INTIMATE PARTNER
RELATIONSHIP**



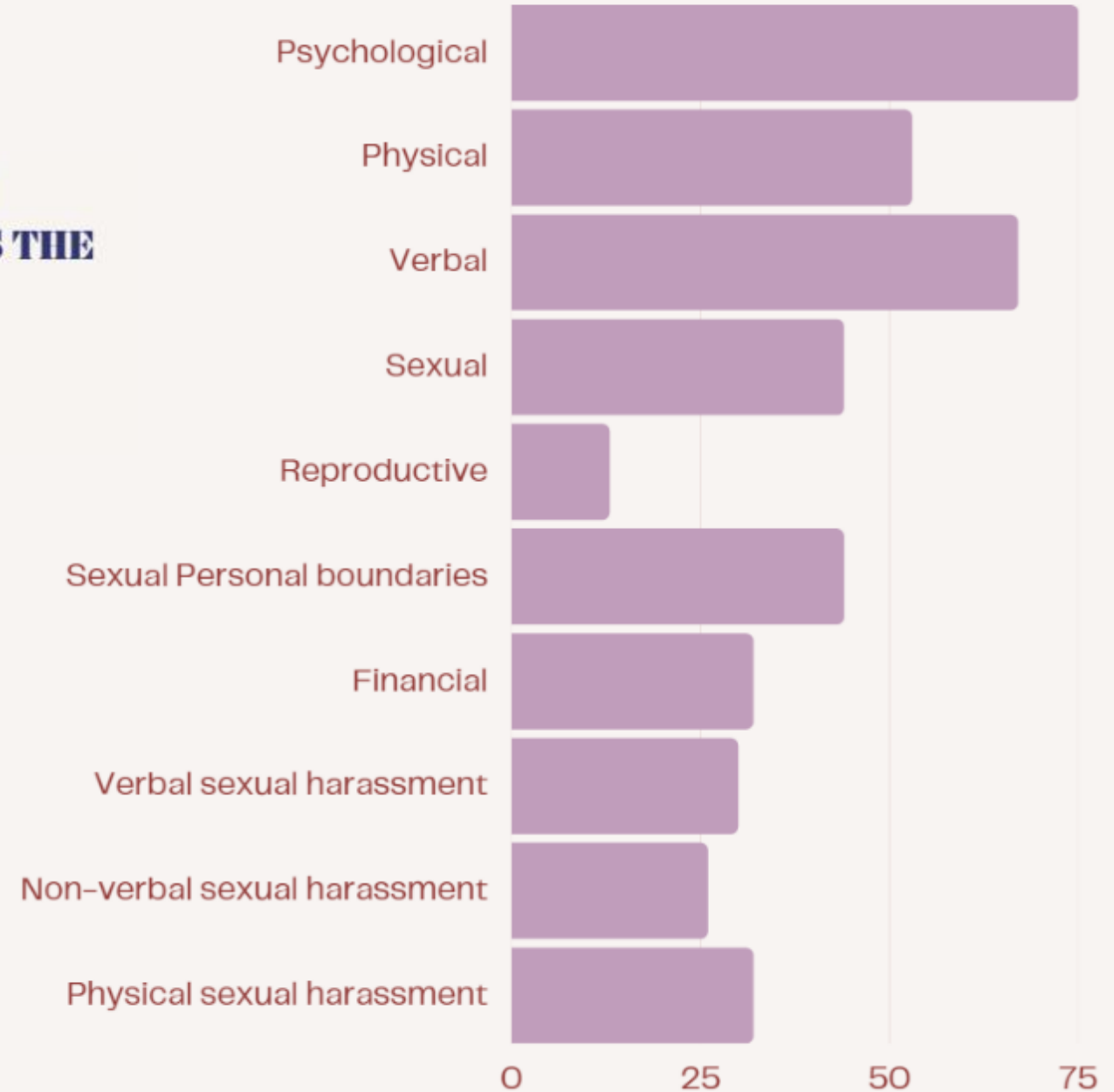
45%

**HAD EXPERIENCED A FORM OF GBV
WITHIN A FAMILY SETTING (E.G.,
PARENT, SIBLING)**

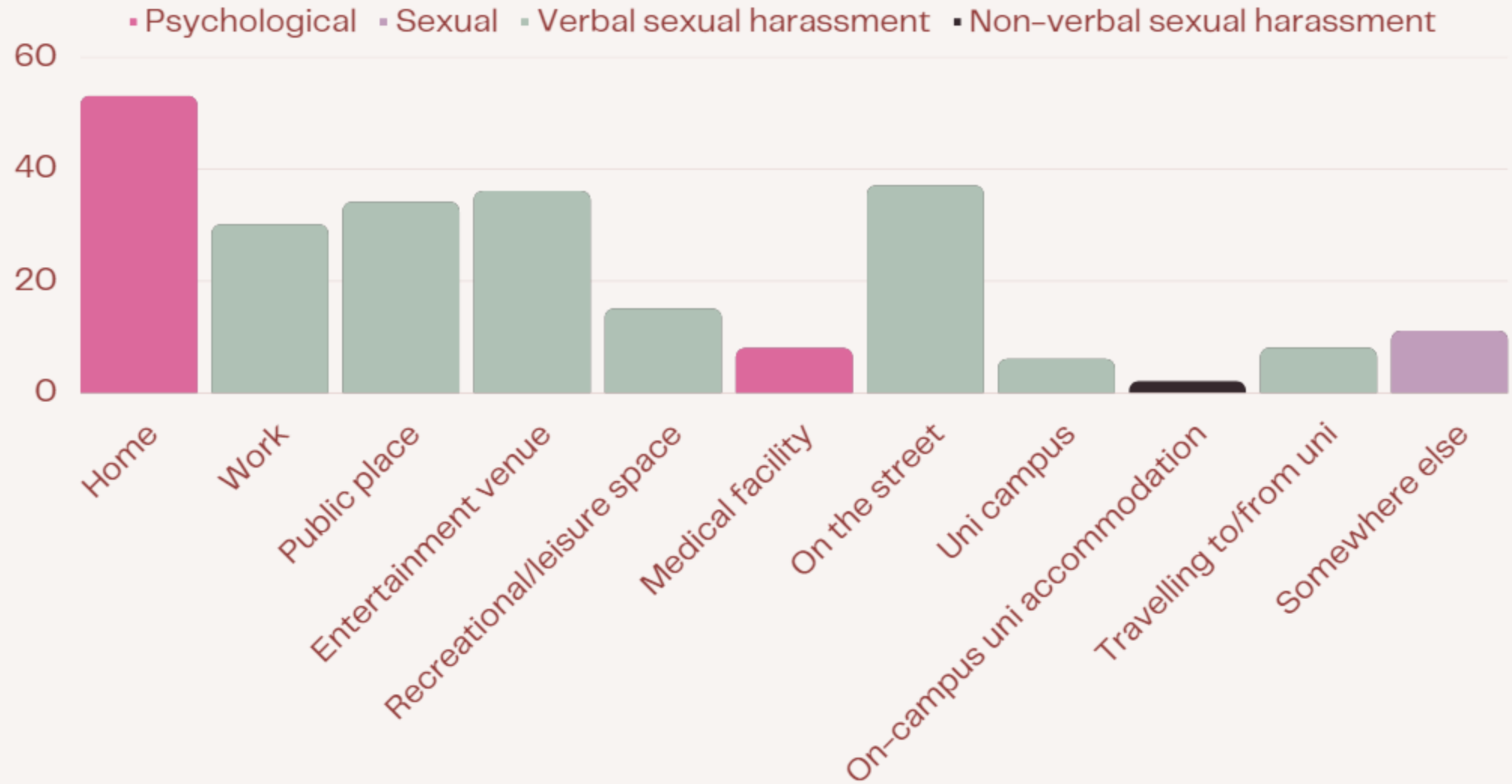
FORMS OF VIOLENCE EXPERIENCED IN THEIR OWN OR SOMEONE ELSE'S PRIVATE RESIDENCE

WITHIN THEIR OWN OR SOMEONE ELSE'S PRIVATE RESIDENCE WAS THE MOST COMMON SETTING TO EXPERIENCE ANY FORM OF GBV

75%

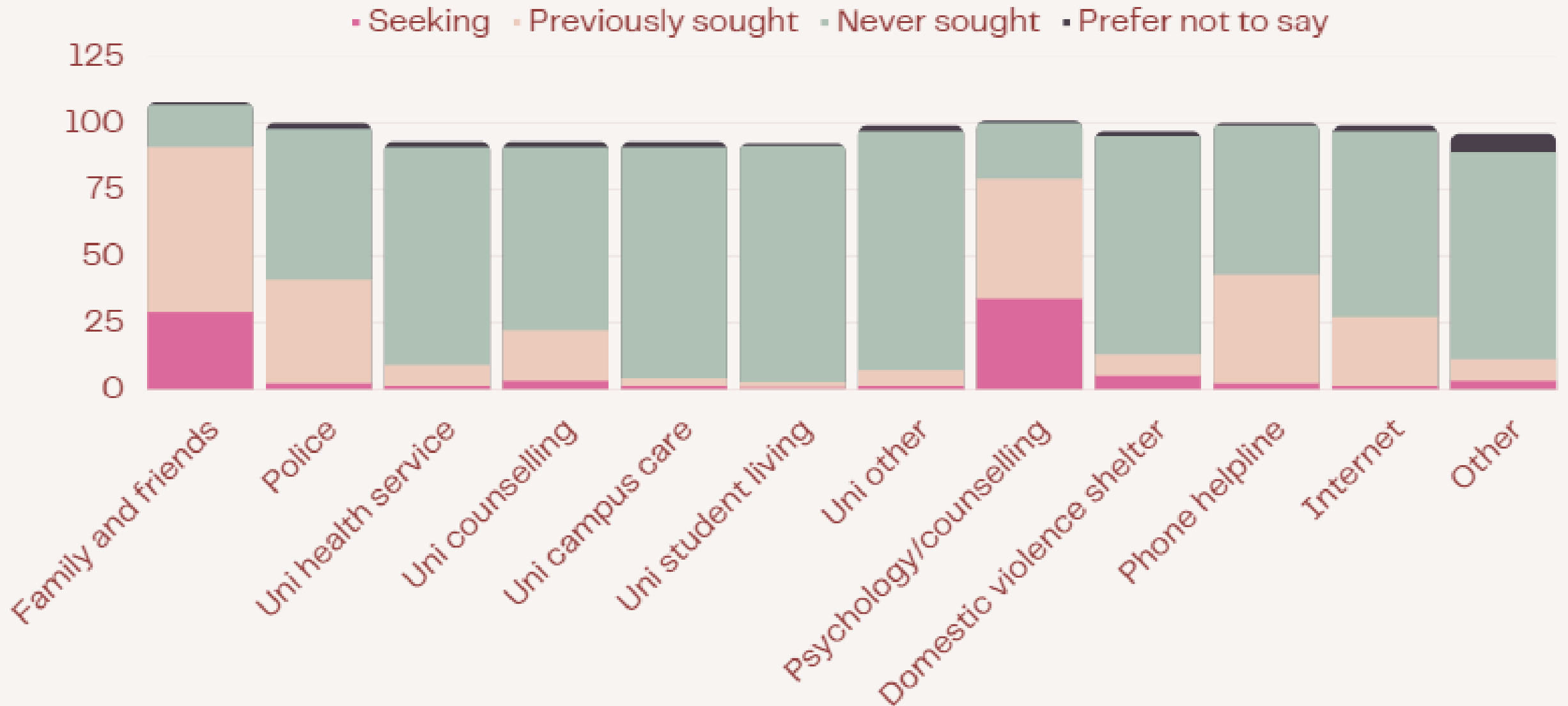


MOST COMMON FORMS OF VIOLENCE EXPERIENCED IN EACH SETTING



62% of victim-survivors had previously sought some form of support

While 29% of victim-survivors were currently seeking some form of support



COMPARISON OF STUDENT GROUPS

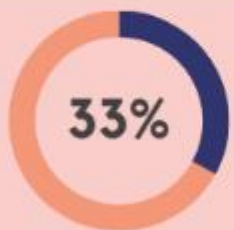
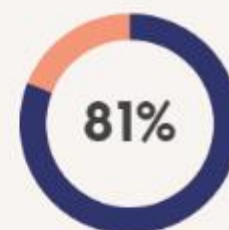
**Non
Victim-survivors VS Victim-survivors**



I AM SATISFIED WITH MY
UNI EXPERIENCE SO FAR



IT IS LIKELY THAT I WILL
OBTAIN MY UNI DEGREE

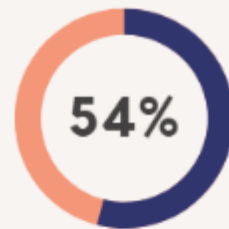


DURING 2022, I
SERIOUSLY CONSIDERED
LEAVING UNI

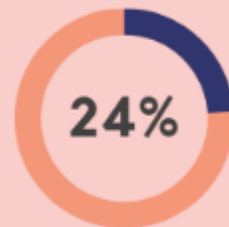
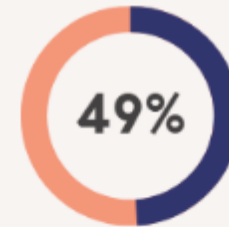


COMPARISON OF STUDENT GROUPS

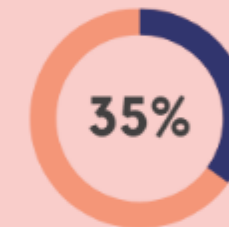
**Victim-survivors VS Non
Victim-survivors**



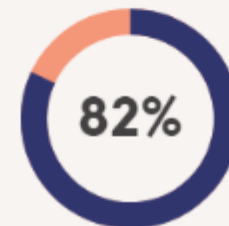
BEING A STUDENT IS AN
IMPORTANT
REFLECTION OF WHO I
AM



DURING 2022, I FELT A
SENSE OF BELONGING
TO MY UNI



UNI IS A TOOL TO HELP
ME GET THE JOB I WANT

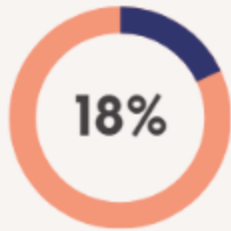
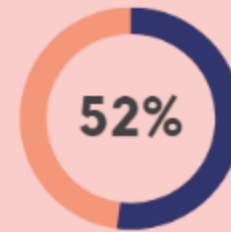


COMPARISON OF STUDENT GROUPS

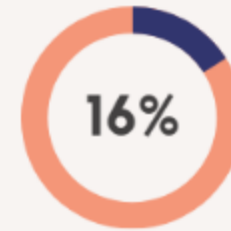
**Victim-survivors VS Non
Victim-survivors**



UNI IS A TOOL TO HELP
ME CREATE POSITIVE
CHANGE FOR OTHERS



BEFORE ATTENDING UNI
I HAD NO IDEA WHAT
TYPE OF PERSON I WAS



Victim-survivors identified significantly more strongly as a 'student' than did non victim-survivors

"Being a student is an important reflection of who I am"

Despite this however, victim-survivors felt significantly less sense of belonging to their university than did non victim-survivors

"At your university during 2022, to what extent have you had a sense of belonging to your university?"

Victim-survivors were significantly more likely than non victim-survivors to know why they were in university

"I am not really sure why I'm in university, it's just what people do"

Victim-survivors were significantly more likely than non victim-survivors to agree that their studies supported their self-development

"My current studies support my self-development"

Victim-survivors were significantly more likely than non victim-survivors to see university as a tool to create change

"University is a tool to help me create positive change for others"

Would you be interested in being contacted for a follow-up interview? Please note that this does not guarantee that you will be contacted for a follow-up interview.

Not including yourself, have you personally known someone who has experienced a form of gender-based violence at any time throughout their life?			Frequency	Percent	Valid Percent	Cumulative Percent
Yes	Valid	I would be interested in being contacted for a follow-up int	134	35.5	37.7	37.7
		I would not be interested in being contacted for a follow-up	221	58.6	62.3	100.0
		Total	355	94.2	100.0	
	Missing	System	22	5.8		
	Total		377	100.0		
No	Valid	I would be interested in being contacted for a follow-up int	12	22.6	22.6	22.6
		I would not be interested in being contacted for a follow-up	41	77.4	77.4	100.0
		Total	53	100.0	100.0	

Would you be interested in being contacted for a follow-up interview? Please note that this does not guarantee that you will be contacted for a follow-up interview.

Have you personally experienced a form of gender-based violence at any time throughout your life?			Frequency	Percent	Valid Percent	Cumulative Percent
Yes	Valid	I would be interested in being contacted for a follow-up int	119	39.3	42.3	42.3
		I would not be interested in being contacted for a follow-up	162	53.5	57.7	100.0
		Total	281	92.7	100.0	
	Missing	System	22	7.3		
	Total		303	100.0		
No	Valid	I would be interested in being contacted for a follow-up int	27	21.3	21.3	21.3
		I would not be interested in being contacted for a follow-up	100	78.7	78.7	100.0
		Total	127	100.0	100.0	

Would you be interested in being contacted for a follow-up interview? Please note that this does not guarantee that you will be contacted for a follow-up interview.

Have you personally experienced a form of gender-based violence at any time throughout your life?

Not including yourself, have you personally known someone who has experienced a form of gender-based violence at any time throughout their life?

				Frequency	Percent	Valid Percent	Cumulative Percent
Yes	Yes	Valid	I would be interested in being contacted for a follow-up int	114	38.8	41.9	41.9
			I would not be interested in being contacted for a follow-up	158	53.7	58.1	100.0
			Total	272	92.5	100.0	
		Missing	System	22	7.5		
		Total		294	100.0		
	No	Valid	I would be interested in being contacted for a follow-up int	5	55.6	55.6	55.6
			I would not be interested in being contacted for a follow-up	4	44.4	44.4	100.0
			Total	9	100.0	100.0	
No	Yes	Valid	I would be interested in being contacted for a follow-up int	20	24.1	24.1	24.1
			I would not be interested in being contacted for a follow-up	63	75.9	75.9	100.0
			Total	83	100.0	100.0	
	No	Valid	I would be interested in being contacted for a follow-up int	7	15.9	15.9	15.9
			I would not be interested in being contacted for a follow-up	37	84.1	84.1	100.0
			Total	44	100.0	100.0	

This presentation draws on research prepared and published on Awabakal, Darkinjung, Gadigal, Wonnarua and Worimi lands. We acknowledge the unceded lands on which we work and we pay our respects to Elders past and present.

The artwork for this project was produced by participants in the Claim Our Place workshops as part of this study. They collaboratively planned the cover and produced individual elements. These elements were collated by Anna Rolfe at the University Galleries.

We would like to thank the participants for their courage and generosity in sharing their experiences.

