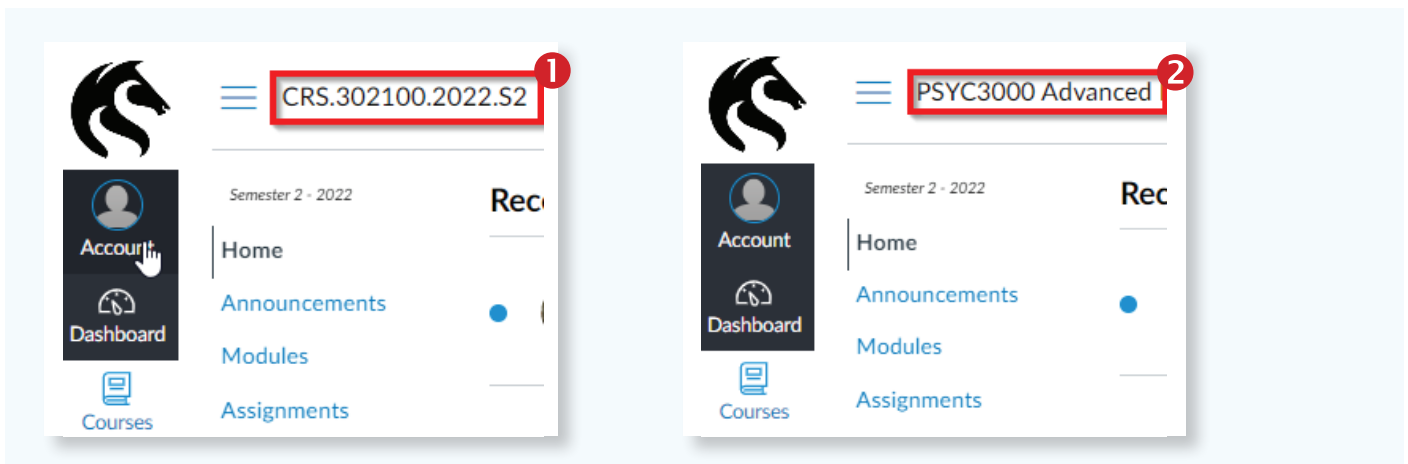


How to favourite and nickname your Courses

Adding courses to your favourite's list and giving them a nickname is the perfect way to declutter and organise your Canvas dashboard.

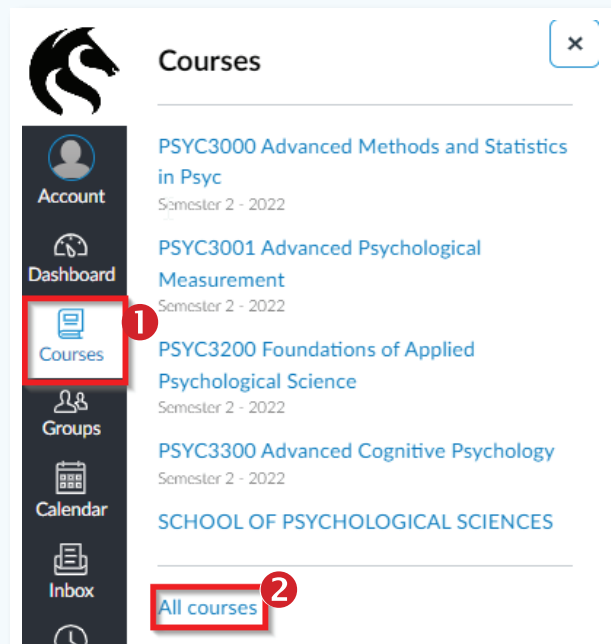
The CRS code ¹ below is what courses look like without a nickname. By giving your course a nickname, the title will be shown on your page while you explore the pages for that course. The PSYC3000 example ², is the nickname that this student has given their course.

Note: To be able to set a nickname for a course, it first needs to be added to Favourites, follow steps to add the course to favourites prior to attempting to set a nickname.



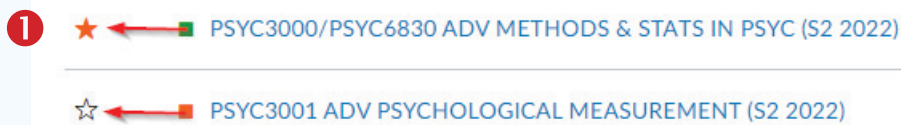
How to Favourite a Course

Step 1: From the Dashboard of your Canvas Page, find and click the 'Courses' link at the sidebar ¹, then click 'All Courses' ².



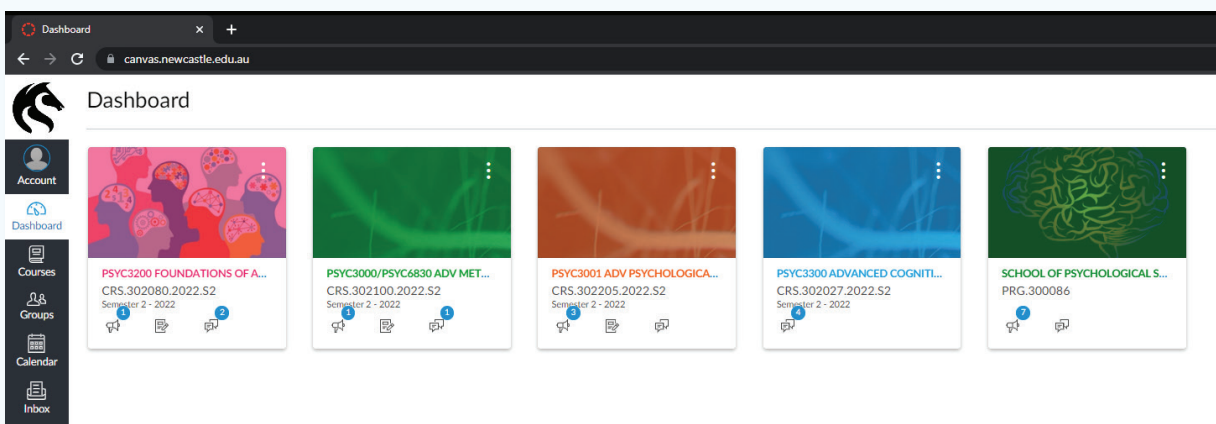
Student guide How to Favourite and Nickname your Courses

Step 2: Then, in the course list find the Course that you want to favourite and click the star¹ next to the Course name.



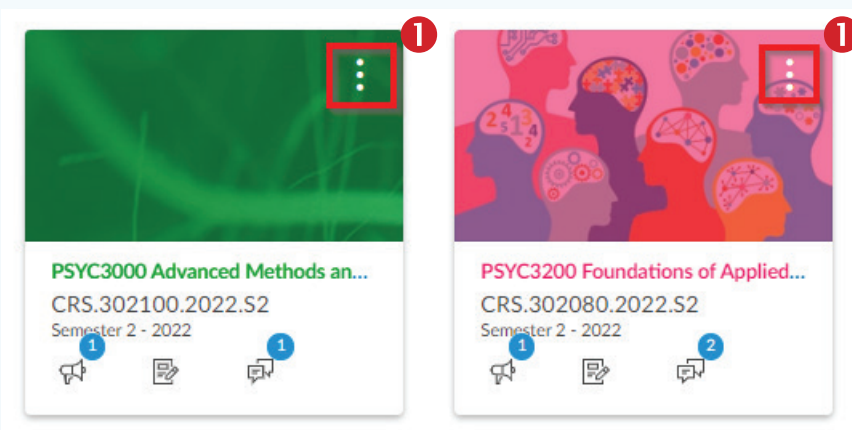
Note: If the Course is already a favourite the star will already be orange. If you want to remove it from your favourite's list, just click the orange star.

Step 3: Click back to your Dashboard to see the list of your new Favourite courses.



How to Nickname your course

Step 1: From the Dashboard of your canvas page, find the course that you want to add a nickname to, then click the three white dots¹ in the top right of the Canvas Course Card.



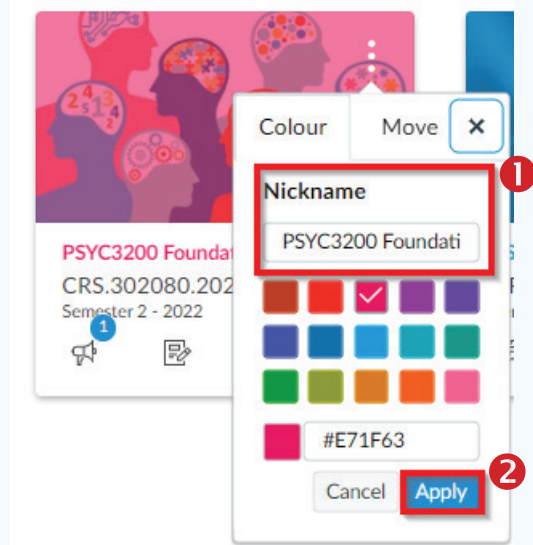
Student guide How to Favourite and Nickname your Courses

Step 2: Underneath the heading 'Nickname' type ¹ the name you want to give your course and then hit 'Apply.' ²

Note: It is also possible to change the colour of the course card, which might help you colour code your courses.

From this menu it is also possible to move your Favourite courses around your Dashboard.

By either clicking and dragging a course to a certain position or clicking the move tab in the photo above you will be able to organise your dashboard exactly how you like it!



Your course nickname will be the name that comes through with your Canvas notifications as well as appearing within Canvas as you work through the course.

