

How to Use the new-look Web Timetable

To open the web timetable, select the link below:

<https://mytimetable.newcastle.edu.au/aplus/timetable/#subjects>

Step 1: Enter the **COURSE CODE** (e.g. *ARTS1004*) you wish to view and select **Search**. *If you are unsure of the full course code you can enter just the ALPHA code for a broader search result (e.g. just ARTS).*

The screenshot shows the 'Web Publisher' interface for The University of Newcastle. The top navigation bar includes 'SUBJECTS', 'LOCATIONS', and 'GROUPS'. The main area is divided into two sections: 'SELECTED SUBJECTS' on the left and 'SEARCH SUBJECTS' on the right. The 'SEARCH SUBJECTS' section has a search bar with 'Code / Description' and 'ARTS1004' entered, and a 'Search' button. Below the search bar is an 'ADVANCED FILTER' section with a 'DAY AND TIME' filter. The 'DAY AND TIME' filter shows checkboxes for days of the week (Mon, Tue, Wed, Thu, Fri, Sat, Sun) and a time range from '00:00' to '23:00'. The 'SELECTED SUBJECTS' section on the left shows a list of subjects, with 'ARTS1004_SEM1_2026_NCIE_CITY...FF' and 'ARTS1004 Creative Collaborations' selected. A red arrow points to the 'SELECTED SUBJECTS' section.

This will generate a course list on the left-hand side of the screen.

The more specific the search criteria, the more refined your search results will be.

To search for multiple courses to display in the one timetable grid, simply select the check box for the course you want on the left-hand side, and enter a different course code in the search bar.

The screenshot shows the 'Web Publisher' interface for The University of Newcastle. The top navigation bar includes 'SUBJECTS', 'LOCATIONS', and 'GROUPS'. The main area is divided into two sections: 'SELECTED SUBJECTS' on the left and 'SEARCH SUBJECTS' on the right. The 'SEARCH SUBJECTS' section has a search bar with 'Code / Description' and 'HUBS' entered, and a 'Search' button. Below the search bar is an 'ADVANCED FILTER' section with a 'DAY AND TIME' filter. The 'DAY AND TIME' filter shows checkboxes for days of the week (Mon, Tue, Wed, Thu, Fri, Sat, Sun) and a time range from '00:00' to '23:00'. The 'SELECTED SUBJECTS' section on the left shows a list of subjects, with 'ARTS1004_SEM1_2026_NCIE_CITY...FF' and 'HUBS1105_SEM1_2026_CALLAGHAN...FF' selected. A red arrow points to the 'SELECTED SUBJECTS' section.

Step 2: Check the tick box next to your desired course code and select **Show Timetable**.

The screenshot shows the University of Newcastle Web Publisher interface. On the left, the 'SELECT SUBJECTS' sidebar has a 'Show Timetable' button highlighted with a red box. Below it, the 'ARTS1004_SEM1_2025_NCLE_CITY_-_FF' course is selected with a tick box. The main area, 'SEARCH SUBJECTS', has a search bar with 'ARTS1004' and a 'Search' button. Below the search bar is the 'ADVANCED FILTER' section, which includes a 'DAY AND TIME' filter. The 'DAY AND TIME' filter shows a grid of days (Mon, Tue, Wed, Thu, Fri, Sat, Sun) with checkboxes for each day. The 'Starting After' and 'Before' time ranges are set to '00:00' and '23:00' respectively.

Step 3: You will now see the summary of all the activities available for the course you have selected (e.g. lectures, seminars, workshops).

This can be used to assist you when planning your course timetable before entering your preferences.

The screenshot shows the University of Newcastle Web Publisher interface. On the left, the 'SELECTED SUBJECTS' sidebar has a 'Show Timetable' button highlighted with a red box. Below it, the 'ARTS1004_SEM1_2025_NCLE_CITY_-_FF' course is selected with a tick box. The main area, 'All weeks', shows a timetable view. The timetable is a grid with columns for days (Mon, Tue, Wed, Thu, Fri, Sat, Sun) and rows for times (7:00 AM, 8:00 AM, 9:00 AM, 10:00 AM, 11:00 AM, 12:00 PM, 1:00 PM, 2:00 PM, 3:00 PM). The activities are listed in the grid cells. A yellow arrow points to the 'ARTS1004_SEM1_2025_NCLE_CITY_-_FF' activity in the 8:00 AM slot on Tuesday.

	Mon	Tue	Wed	Thu	Fri	Sat	Sun
7:00 AM							
8:00 AM		ARTS1004_SEM1_2025_NCLE_CITY_-_FF ARTS1004 Creative Collaborations 05 32, 172, 33, 243, 114, 214 UNH001	ARTS1004_SEM1_2025_NCLE_CITY_-_FF ARTS1004 Creative Collaborations 06 42, 182, 43, 283, 84, 224 UNH001	ARTS1004_SEM1_2025_NCLE_CITY_-_FF ARTS1004 Creative Collaborations 03 52, 182, 53, 283, 84, 234 UNH001	ARTS1004_SEM1_2025_NCLE_CITY_-_FF ARTS1004 Creative Collaborations 08 62, 202, 63, 273, 104, 244 UNH001		
9:00 AM							
10:00 AM							
11:00 AM							
12:00 PM							
1:00 PM							
2:00 PM							
3:00 PM							

You can select from two different view options - **as a grid or as a list**. Both can be printed depending on what style you prefer. To change your view, select the hamburger menu on the far right of the timetable.

Grid View

The screenshot shows the 'Grid View' of a timetable. The top navigation bar includes 'SUBJECTS', 'LOCATIONS', and 'GROUPS' tabs. A yellow box highlights the top right corner, containing a hamburger menu icon. A red arrow points to the hamburger menu icon.

List View

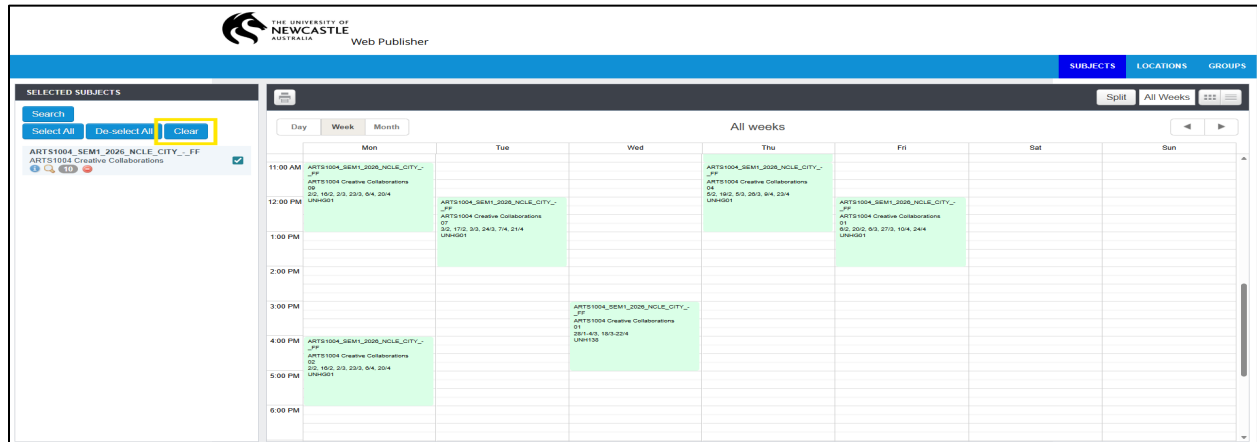
The screenshot shows the 'List View' of a timetable. The top navigation bar includes 'SUBJECTS', 'LOCATIONS', and 'GROUPS' tabs. A yellow box highlights the top right corner, containing a hamburger menu icon. A red arrow points to the hamburger menu icon.

Subject Code	Subject Description	Group	Activity	Day	Time	Campus	Location	Duration	Dates
ARTS1004_SEM1_2026_NCLE_CITY_FF	ARTS1004 Creative Collaborations	TUT01	01	Fri	12:00	Newcastle City Precinct	UNHG01	2 hrs	6/2, 20/2, 6/3, 27/3, 10/4, 24/4
ARTS1004_SEM1_2026_NCLE_CITY_FF	ARTS1004 Creative Collaborations	TUT01	02	Mon	10:00	Newcastle City Precinct	UNHG01	2 hrs	2/2, 16/2, 2/3, 23/3, 6/4, 20/4
ARTS1004_SEM1_2026_NCLE_CITY_FF	ARTS1004 Creative Collaborations	TUT01	03	Thu	09:00	Newcastle City Precinct	UNHG01	2 hrs	5/2, 19/2, 5/3, 26/3, 9/4, 23/4
ARTS1004_SEM1_2026_NCLE_CITY_FF	ARTS1004 Creative Collaborations	TUT01	04	Thu	11:00	Newcastle City Precinct	UNHG01	2 hrs	5/2, 19/2, 5/3, 26/3, 9/4, 23/4
ARTS1004_SEM1_2026_NCLE_CITY_FF	ARTS1004 Creative Collaborations	TUT01	05	Tue	08:00	Newcastle City Precinct	UNHG01	2 hrs	3/2, 17/2, 3/3, 24/3, 7/4, 21/4
ARTS1004_SEM1_2026_NCLE_CITY_FF	ARTS1004 Creative Collaborations	TUT01	06	Wed	08:00	Newcastle City Precinct	UNHG01	2 hrs	4/2, 18/2, 4/3, 25/3, 9/4, 22/4
ARTS1004_SEM1_2026_NCLE_CITY_FF	ARTS1004 Creative Collaborations	TUT01	07	Tue	12:00	Newcastle City Precinct	UNHG01	2 hrs	3/2, 17/2, 3/3, 24/3, 7/4, 21/4
ARTS1004_SEM1_2026_NCLE_CITY_FF	ARTS1004 Creative Collaborations	TUT01	08	Fri	08:00	Newcastle City Precinct	UNHG01	2 hrs	6/2, 20/2, 6/3, 27/3, 10/4, 24/4
ARTS1004_SEM1_2026_NCLE_CITY_FF	ARTS1004 Creative Collaborations	TUT01	09	Mon	11:00	Newcastle City Precinct	UNHG01	2 hrs	2/2, 16/2, 2/3, 23/3, 6/4, 20/4
ARTS1004_SEM1_2026_NCLE_CITY_FF	ARTS1004 Creative Collaborations	TUT01	01	Wed	15:00	Newcastle City Precinct	UNH138	2 hrs	26/1-4/3, 18/3-22/4

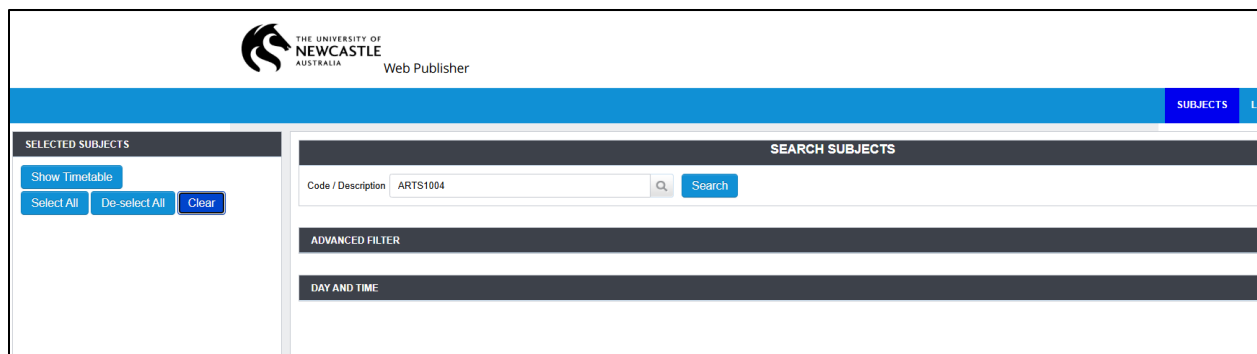
To print this timetable, select the **Print** Icon on the top left corner of the timetable. You will be given the option to print this timetable in either *Landscape* or *Portrait*

The screenshot shows the 'Print' menu. The top navigation bar includes 'SUBJECTS', 'LOCATIONS', and 'GROUPS' tabs. A yellow box highlights the 'Print this timetable' button and the 'PRINT: PORTRAIT' and 'PRINT: LANDSCAPE' options. A red arrow points to the 'Print this timetable' button.

Step 4: To clear your current search and look for another course simply select **Clear**. This will refresh your page and return you to the Home page to begin your next course search

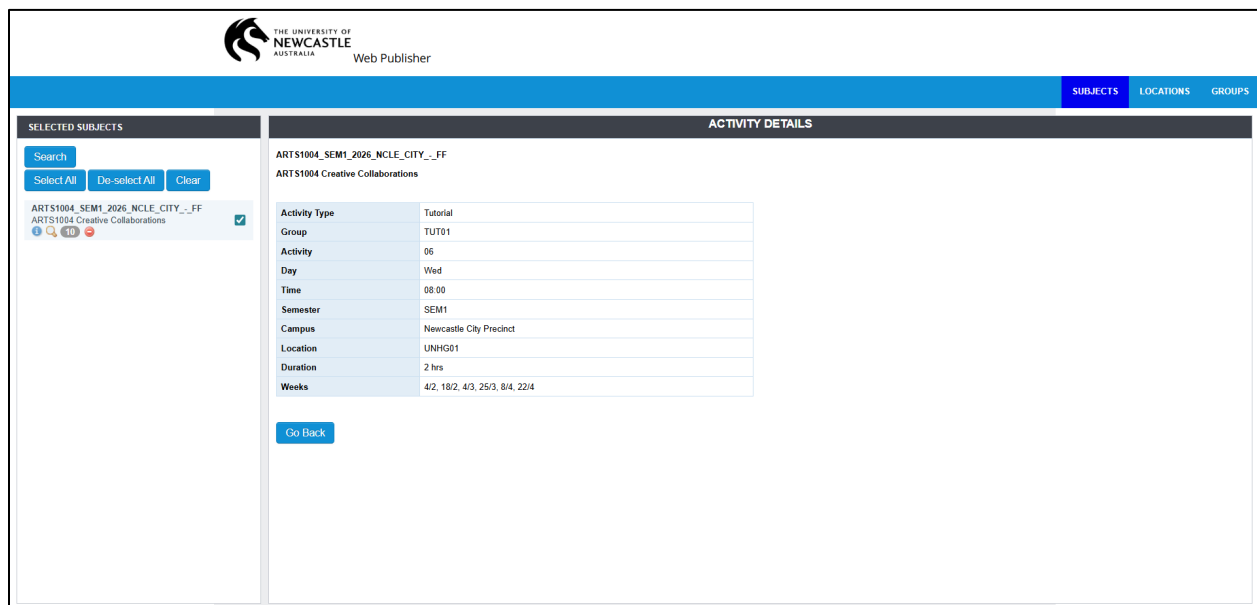


The screenshot shows the University of Newcastle Web Publisher interface. On the left, under 'SELECTED SUBJECTS', there are buttons for 'Search', 'Select All', 'De-select All', and 'Clear'. The 'Clear' button is highlighted with a yellow box. The main area displays a timetable for 'All weeks' with columns for days of the week (Mon, Tue, Wed, Thu, Fri, Sat, Sun) and rows for times (11:00 AM to 6:00 PM). Several green blocks represent course activities, such as 'ARTS1004 SEM1_2025_NCLE_CITY_FF' and 'ARTS1004 Creative Collaborations'.



The screenshot shows the University of Newcastle Web Publisher interface. On the left, under 'SELECTED SUBJECTS', there are buttons for 'Show Timetable', 'Select All', 'De-select All', and 'Clear'. The 'Clear' button is highlighted with a yellow box. The main area displays the 'SEARCH SUBJECTS' section with a search bar containing 'ARTS1004' and a 'Search' button. Below the search bar, there are sections for 'ADVANCED FILTER' and 'DAY AND TIME'.

Step 5: To see more details about the course, class delivery, day and time click on the coloured activity times to view more details.



The screenshot shows the University of Newcastle Web Publisher interface. On the left, under 'SELECTED SUBJECTS', there are buttons for 'Search', 'Select All', 'De-select All', and 'Clear'. The 'Clear' button is highlighted with a yellow box. The main area displays the 'ACTIVITY DETAILS' section for the course 'ARTS1004 SEM1_2025_NCLE_CITY_FF'. The details include:

Activity Type	Tutorial
Group	TUT01
Activity	06
Day	Wed
Time	08:00
Semester	SEM1
Campus	Newcastle City Precinct
Location	UNHG01
Duration	2 hrs
Weeks	4/2, 18/2, 4/3, 25/3, 8/4, 22/4

Below the table, there is a 'Go Back' button.

When viewing an activity's details, if the "Location" is blank this indicates it is an online activity.

The screenshot shows the 'ACTIVITY DETAILS' page for 'ENGG1500_SEM1_2026_CALLAGHAN_-C' (ENGG1500 Introduction to Professional Engineering). The 'Location' field is highlighted in yellow and is blank, with a red arrow pointing to it. The 'Activity Type' is 'Tutorial', 'Group' is 'TUT01', 'Activity' is '28', 'Day' is 'Mon', 'Time' is '08:00', 'Semester' is 'SEM1', 'Weeks' are '26/1-2/3, 16/3-20/4', and 'Go Back' button is present.

Activity Type	Tutorial
Group	TUT01
Activity	28
Day	Mon
Time	08:00
Semester	SEM1
Location	
Weeks	26/1-2/3, 16/3-20/4

Should you wish to find out more about the course, you can select the "I" icon to view the Course Handbook.

The screenshot shows the 'SELECTED SUBJECTS' section. The entry 'ARTS1004_SEM1_2026_NCLE_CITY_-FF' (ARTS1004 Creative Collaborations) is highlighted. The 'I' icon is circled in yellow, indicating the link to the Course Handbook. The 'Show Timetable' button is also visible.

Code / Description: ARTS1004

ADVANCED FILTER

DAY AND TIME