

PREPARE TO ENROL: YAPUG



Enabling Pathways

Step 1 >

View the Yapug webpage to see which courses you should enrol in

A list of available courses and expectations for the program are available on the Yapug webpage. On this page you will find full course descriptions, timetables, videos and faculty recommendations for a successful transition to your future degree.

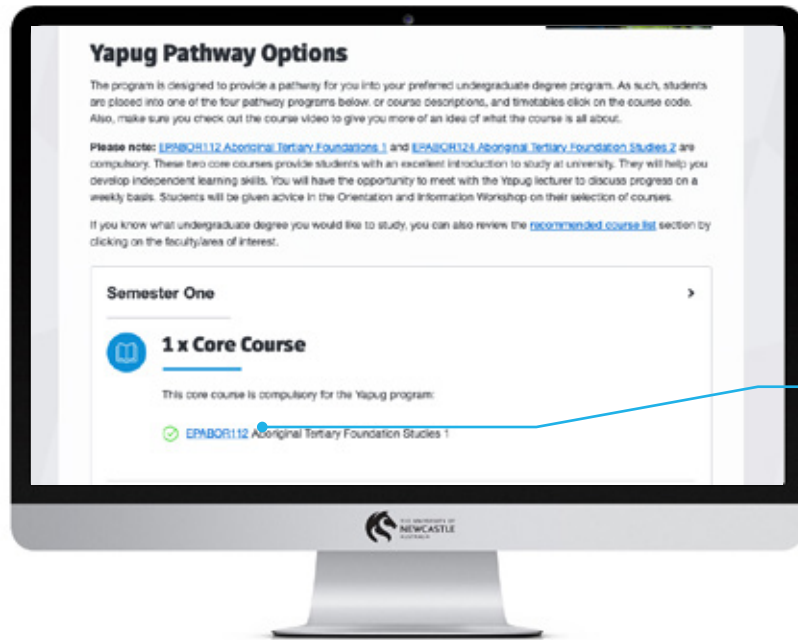
It's important to consider the following when choosing your courses:

- Prioritise any **core** or directed courses when planning your enrolment
- What **undergraduate degree** you're required to choose a stream that aligns with this decision.
- Whether or not you might like to use your time in Yapug to **explore new topic areas** that you have never considered before.



Make a note of the courses you wish to enrol in for the Semester:

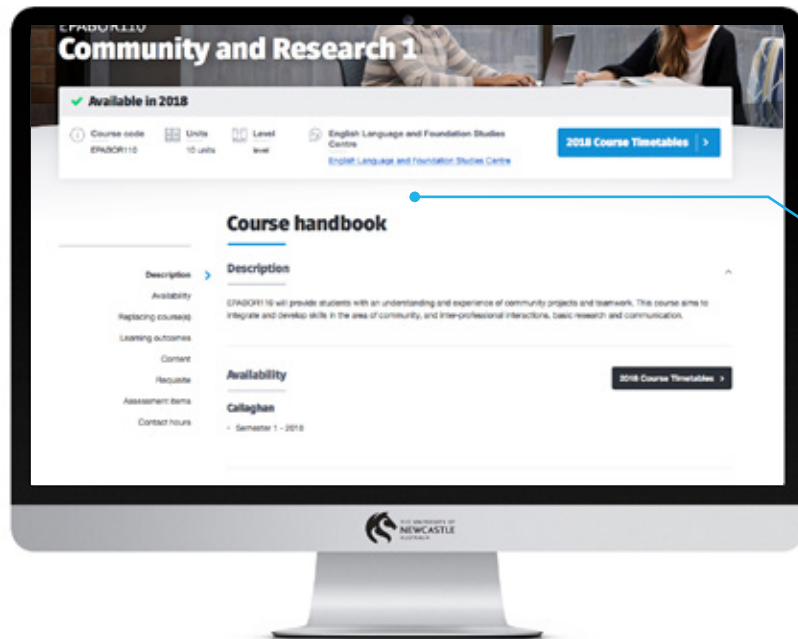
Course 1	
Course 2	
Course 3	
Course 4	



Step 2 >

Click on the course codes on the what's in the program page

Click on the **Course Code** for the course you wish to study.

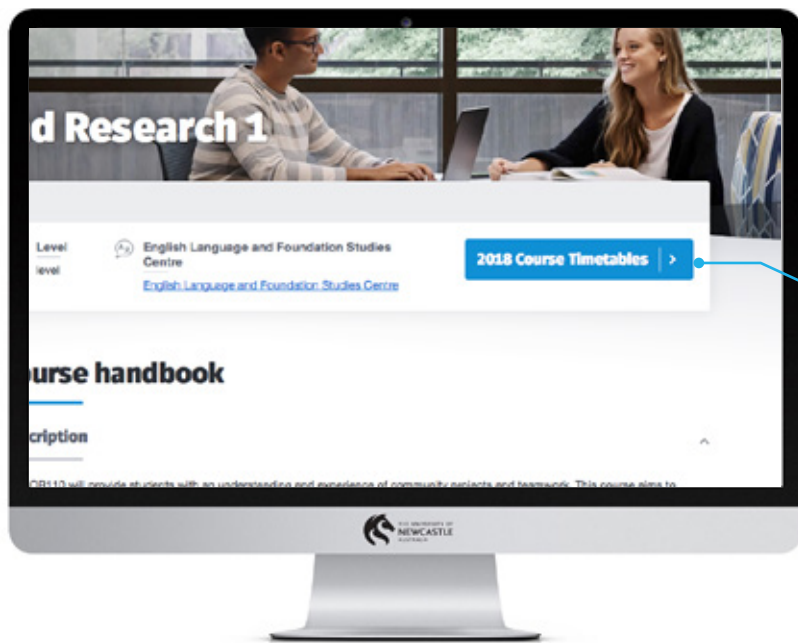


Step 3 >

View the course handbook

You can now see the **specific course details** for each course including:

- course content
- location
- assessment items
- how many classes and what class types (lecture, workshop, etc.) you must attend.

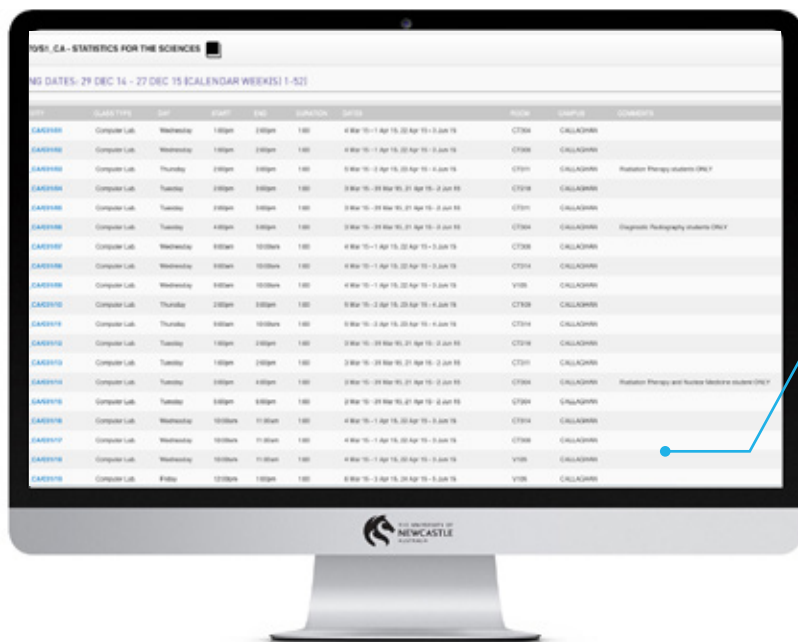


Step 4 >

View course timetable options

Click on **Course Timetables** to see all of the available class times for your course.

This will only appear when the calendar is complete for that year, you might have to check back later.



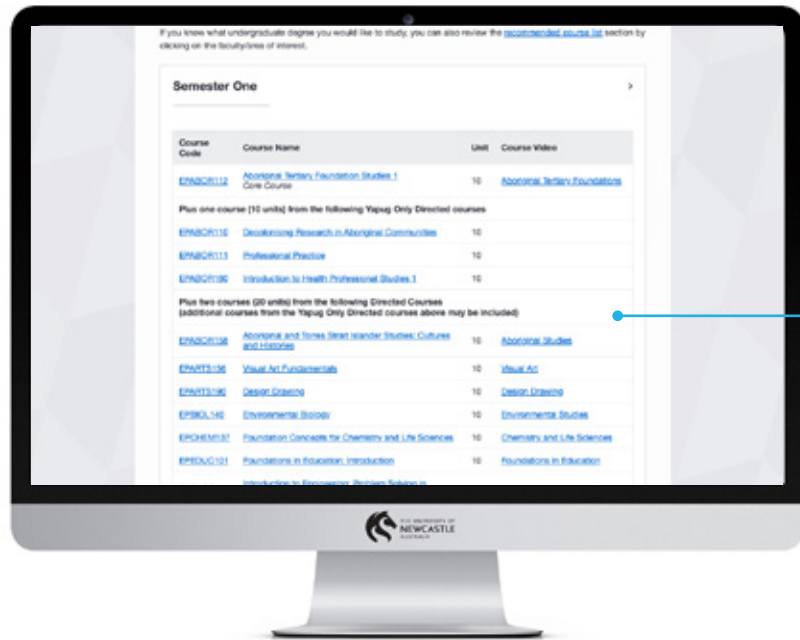
Step 5 >

Choose your preferred times and create a draft timetable

You will now see all of the **available class times**. Use this information to **choose your preferred classes** and **populate the draft timetable** (page 6) for this course. For example, for EPHUMA112 you should select one lecture and one tutorial, as advised in the Contact Hours on the previous page.

Make sure you are looking at the correct campus and semester, as more than one may be listed.

IMPORTANT: When there are multiple choices for one class type, we recommend you **prepare at least two preferences** because your preferred time may be full when you select your classes in MyTimetable.



Step 6 >

Repeat for all courses

You are now able to **return to the Yapug website** and **repeat the steps for all of your courses.**

Keep your draft timetable in a safe place, ready for enrolments to open.

Example timetable

TIME	Monday	Tuesday	Wednesday	Thursday	Friday
8:00 am					
9:00 am	EPHUMA249 Lecture		EPHUMA310 Lecture		
10:00 am					
11:00 am	EPHUMA249 Tutorial				
12:00 pm			EPHUMA310 Tutorial (Backup)		
1:00 pm	EPHUMA310 Tutorial		EPHUMA136 Lecture		
2:00 pm			EPHUMA136 Tutorial		
3:00 pm	EPHUMA310 Lecture				
4:00 pm					
5:00 pm					
6:00 pm			EPHUMA249 Lecture (Backup)		
7:00 pm			EPHUMA249 Tutorial (Backup)		
8:00 pm					

Draft timetable

TIME	Monday	Tuesday	Wednesday	Thursday	Friday
8:00 am					
9:00 am					
10:00 am					
11:00 am					
12:00 pm					
1:00 pm					
2:00 pm					
3:00 pm					
4:00 pm					
5:00 pm					
6:00 pm					
7:00 pm					
8:00 pm					