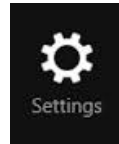


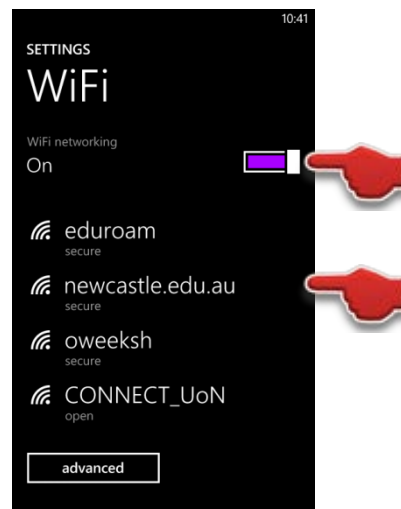
Connecting your Windows 8 phone to the University Wireless Network

1. Tap **Settings** on your phone



2. Tap **WiFi** and make sure WiFi networking is on.

3. Tap **newcastle.edu.au**



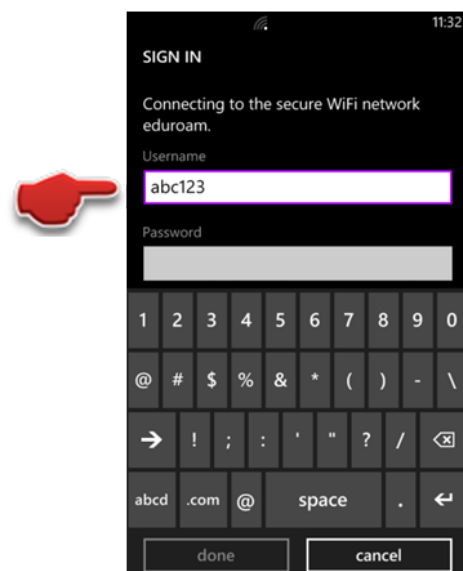
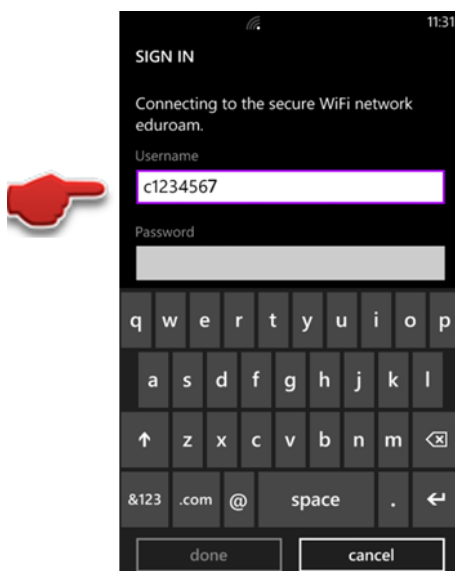
4. Enter your details:

For students, type in your **Student -ID** and **myHub password**

eg. c1234567

For staff, type in your **Uni-ID** and **Internet password**

eg. abc123



5. Click **Done**