



THE UNIVERSITY OF
NEWCASTLE
AUSTRALIA

CLICKVIEW DATABASE

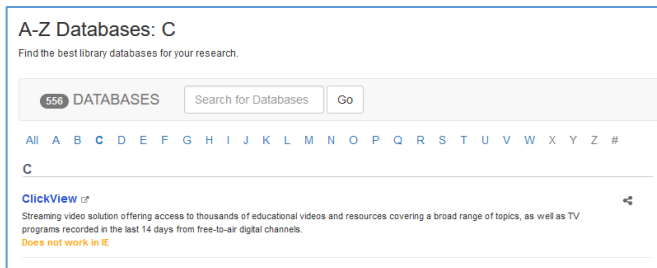
A GUIDE FOR STAFF

What you need to know

ClickView is a video streaming database offering access to TV, movie, news and documentary content, recorded from free-to-air TV and some paid digital channels. ClickView should be used for **educational purposes only**.

Using ClickView

Access to content

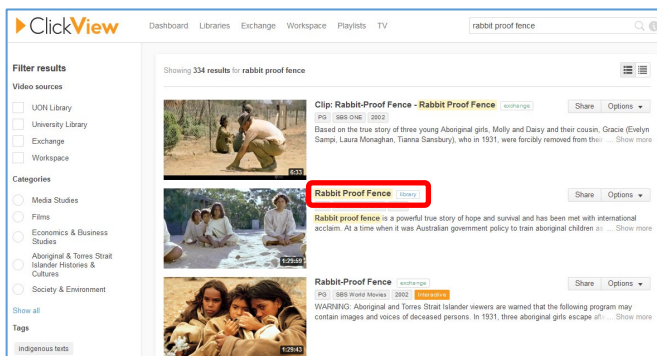


Access ClickView via [Databases by title](#).

Staff and student have different levels of access. Staff can see the full content in ClickView, whereas students are limited to searching 'library' (open) content.

Students can watch content linked or embedded from ClickView. See **Student access to shared videos** (p. 2) for more.

Search and play

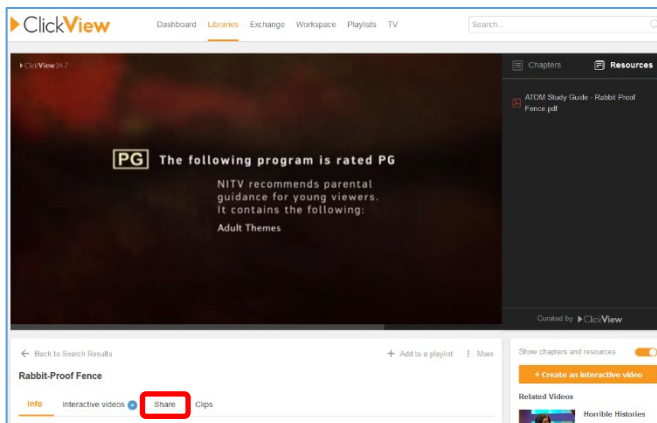


Enter the title or series of the video required. There may be multiple entries available. Where this is the case look for the 'library' videos as best practice.

Click the titles or images to open videos. Some will have series or subject links.


ClickView defaults to lower quality video to save user bandwidth. Use **Resolution** on the video screen toolbar to adjust.

Link or embed

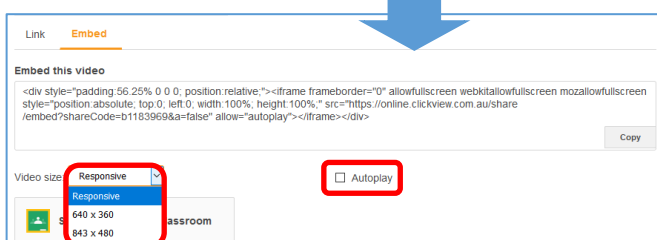


To access a shareable link or the embed code for the video, click on the **Share** menu.

You can also use the **Clips** menu to shorten videos for use.



The default share option is to **Link**. **Copy** and paste the direct link, or use this to hyperlink text where required.



Click on the **Embed** menu to access and **Copy** the embed code. The **Video size** can be adjusted from the drop-down menu. **Autoplay** can also be enabled in the code if desired.

CLICKVIEW DATABASE: A GUIDE FOR STAFF

Student access to shared videos

Direct link

Before Week 4's tutorial, please watch Rabbit-Proof Fence for discussion. You can access the video for free by logging into the [Library's ClickView database](#).

Students will be prompted to log in for both on-campus and off-site access. This is the standard UON network log-in, the same as other UON Library databases.

Embed (viewed on-site)

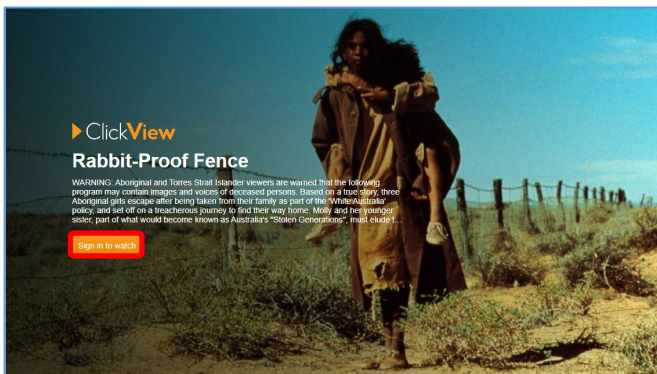


For on-campus use, ClickView recognises UON's IP address range.

Students accessing videos on-campus will see a standard video screen (similar to embedded YouTube content).


Embedded videos will play when the mid-screen play icon is clicked.

Embed (viewed off-site)



Students accessing embedded videos away from campus will see a sign-in screen in place of the video screen.

To watch videos students will need to **Sign in to watch**.



Students will be prompted to select their access and then log in using their UON credentials. Authentication should only be required once per browser session.

ClickView videos will load and play in the embedded video screen, as with on-campus access.

Licensing and Copyright

- Content in ClickView is made available for educational purposes only. This covers use within teaching/courses and for study/research – it does not include recreational use.
- All content in ClickView is copyright its respective owner. As the majority of ClickView content is taken from broadcast sources, educational usage is covered by our remuneration agreement with [Screenrights](#).
- For more information see the [Copyright guide to using ClickView in your course](#).
- Questions around use of ClickView or other video content in your course can be addressed to the Copyright Advisor via newcastle.edu.au/copyright-request

Other streaming databases

The Library also has access to other streaming databases (usage will vary):

- [Copyright guide to using Kanopy in your course](#)
- [Copyright guide to using TVNews \(Informit\) in your course](#)

Need help? Ask the Library

newcastle.edu.au/library/help-and-information

Academic Division | Library Services

Last updated 29 August 2022



Ask the Library