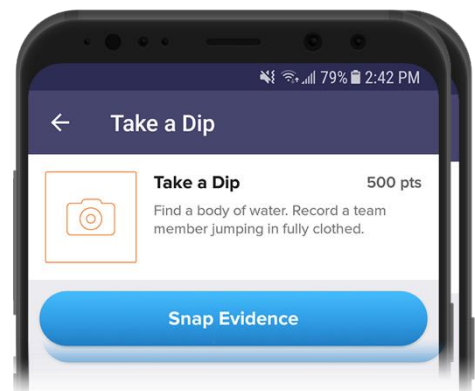
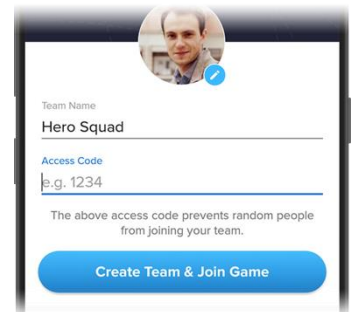
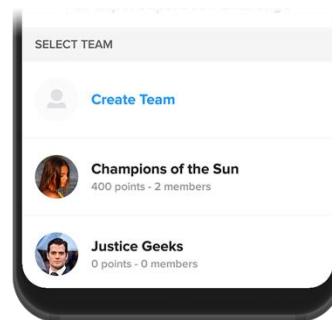
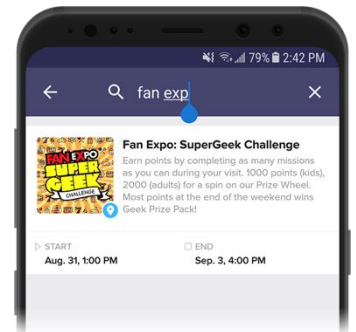
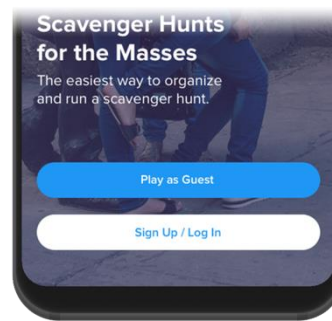




1. Download the GooseChase Android or iPhone app.
2. Register for a personal account with an email, username, and password of your choice.
**Your username must be your first and last name, and the name of your residence, i.e. Cass Perkins_West.*
3. Tap the search icon and enter the game code **GDD9XM**.
4. Once in the game, you'll be presented with the missions available to complete. Mission types can include photo/video submission or text based response. To complete a mission, select it from the list and hit the "Snap Evidence" or "Enter Answer" button.





5. Make sure you're completing missions accurately! (e.g. "take a picture with a zebra" means take a picture with a real zebra, not next to a zebra on a computer screen).
**Student Living can deduct points if your submission falls short.*
6. Using the navigation tabs, you can keep track of how you are doing via the activity feed and the leaderboard, see notifications or review your previous submissions.
7. Most importantly, have fun! Get really creative, interact with your fellow players and don't be shy!

