

THE UNIVERSITY OF NEWCASTLE BY NUMBERS



**RANKED
207**

university in the world¹



TOP 10

university in Australia¹



No. 1

in NSW for social equity³



95%

of our research is
'at' or 'above'
world standard⁴



3000+

employer connections⁸



37,946

students from 113 countries
educated and supported
by 2,766 staff²



7,399

international enrolments²

1. QS World University Rankings 2020 2. The University of Newcastle Data Warehouse 5 February 2020 3. 2019 Good Universities Guide

4. Excellence in Research for Australia 2018 5. The University of Newcastle Research Partners Engagement Survey 2018

6. Times Higher Education Asia-Pacific University Rankings 2019 7. The Audited Higher Education Research Data Collection Returns 2018

8. The University of Newcastle Employability and Enterprise Data 9. Shanghai Ranking's Global Ranking of Academic Subjects 2019 — Automation and Control

10. Department of Education, Skills and Employment Student Statistics 2019 11. Salesforce as at 13 January 2020



8TH

in Australia for research
'well above world standard'⁴



9TH

in Australia for research
income (HERDC),
\$108.5m in total⁷



100%

of our STEM research is
'at' or 'above' world standard⁴



1ST

in the sector for number of
Aboriginal and Torres Strait Islander
students (1,139)¹⁰



TOP 50

university in the
Asia-Pacific Region⁶



148,000

alumni based in
144 countries¹¹



HIGHEST RANKED

NSW regional
university¹



8TH

in the world for
Automation and Control⁹

KEY STATISTICS

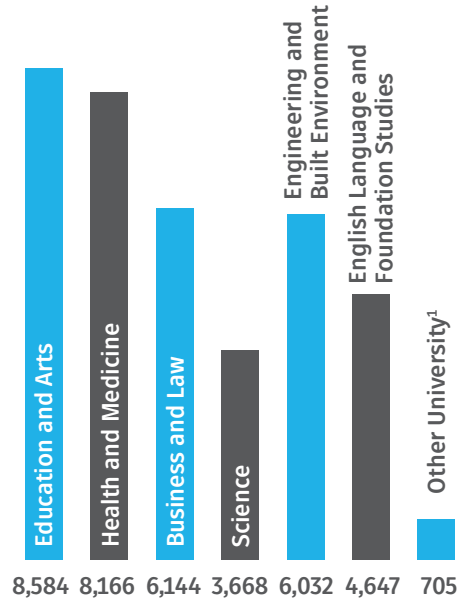
STUDENT ENROLMENTS

Enrolments at the University of Newcastle remain strong and reflect the organisation’s international and national reputation. We are sector leaders when it comes to pathway programs and have an unwavering commitment to equity so that every student with the drive and ability is given the opportunity to study. Our degrees are shaped around global learning, work placements and entrepreneurial opportunities. This is the best way for us to make sure our graduates succeed well beyond university.

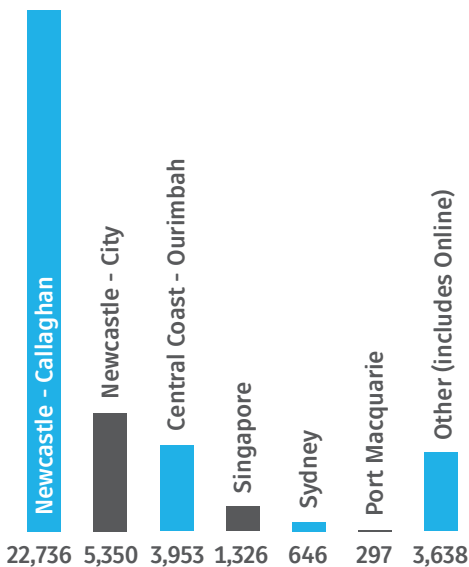
Notes for graphs on pages 9 and 10:

1. Other University includes the Wollotuka Institute, non-award studies, exchange and study abroad.
2. Equivalent Full-time Student Load
3. The 2019 Higher Education Research Data Collection (HERDC) Research Income Return is due for submission to the Commonwealth by 30 June 2020 and was not available at the time of publishing this report.
4. 2019 student data source: The University of Newcastle Data Warehouse as at 5 February 2020

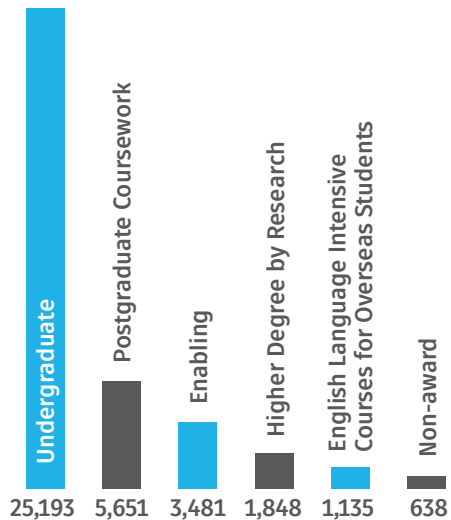
STUDENT ENROLMENTS BY FACULTY AND AREA⁴



STUDENT ENROLMENTS BY CAMPUS⁴



STUDENT ENROLMENTS BY PROGRAM LEVEL⁴



STUDENT LOAD AND ENROLMENTS

37,946
student enrolments

7,399
international enrolments

25,974
student load (EFTSL)²

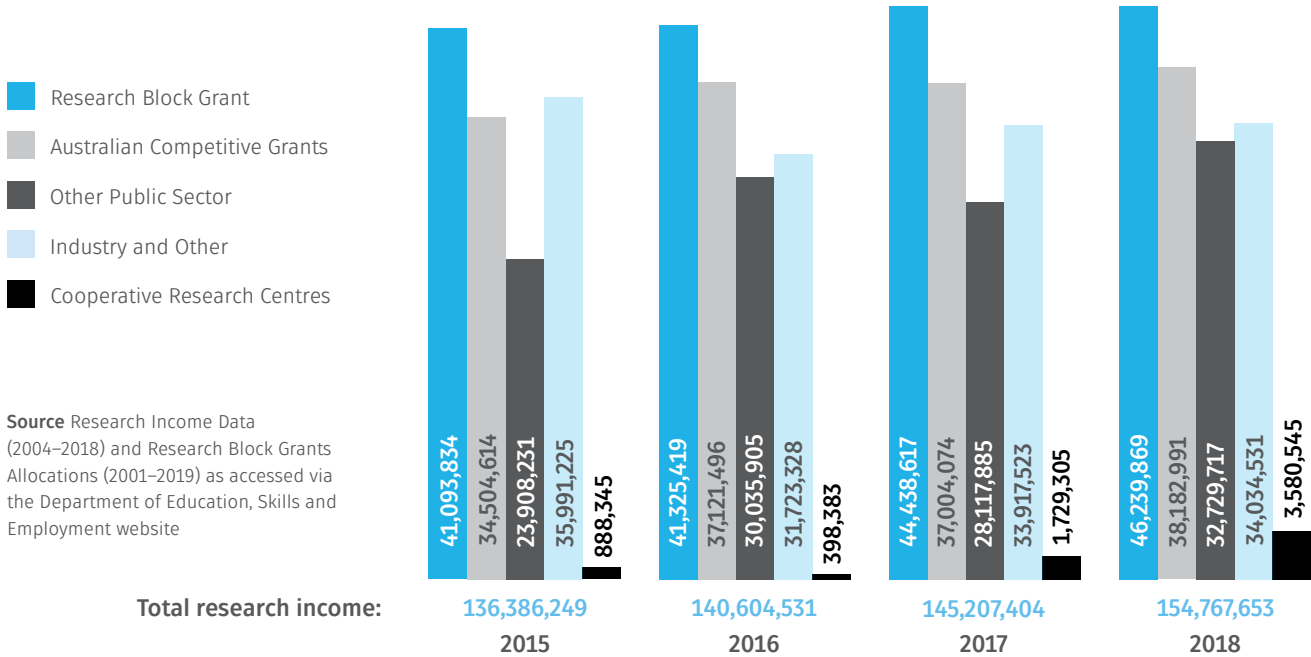
4,996
international load (EFTSL)²

16,812
commencing enrolments

10,404
commencing load (EFTSL)²

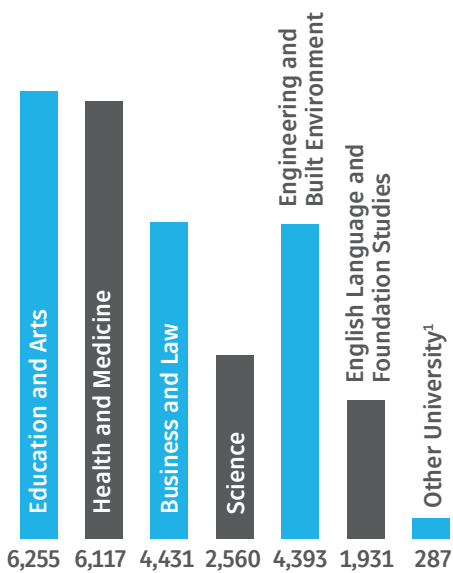
RESEARCH INCOME

RESEARCH INCOME BY SOURCE 2015–2018³



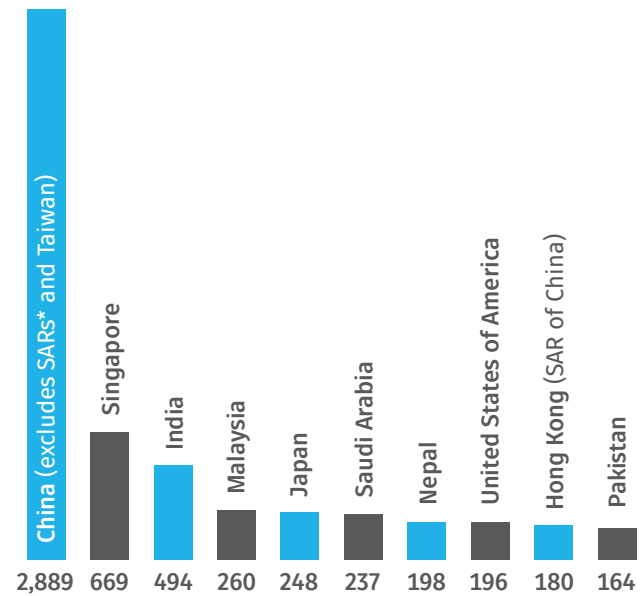
Source Research Income Data (2004–2018) and Research Block Grants Allocations (2001–2019) as accessed via the Department of Education, Skills and Employment website

STUDENT LOAD (EFTSL*) BY FACULTY AND AREA⁴



Note *Equivalent Full-time Student Load

TOP 10 INTERNATIONAL ENROLMENTS BY COUNTRY⁴



Note * Special Administrative Regions

FIXED TERM AND ONGOING STAFF (FTE*)

Rounding errors may apply

Note *Full-time Equivalent

Source Department of Education, Skills and Employment, Higher Education Staff Statistics as at March 2019



1,137
academic



1,598
professional



31
teacher



2,766
total staff FTE
(excludes casuals)

A

FIVE YEAR KEY STATISTICS

	CATEGORY	2015	2016	2017	2018	2019	% CHANGE 2015-2019	% CHANGE 2018-2019
Number of students¹	Total	38,109	37,186	37,043	37,670	37,946	-0.4%	0.7%
	Commencing	15,939	16,098	16,392	17,454	16,812	5.5%	-3.7%
Student load²	Total	25,186	24,509	24,595	25,617	25,974	3.1%	1.4%
	Undergraduate	18,644	18,202	18,425	19,402	19,863	6.5%	2.4%
	Postgraduate Coursework	2,910	2,638	2,460	2,521	2,590	-11.0%	2.8%
	Higher Degree Research	1,192	1,234	1,334	1,426	1,343	12.7%	-5.8%
	Other (Enabling, ELICOS, Non Award)	2,440	2,435	2,376	2,268	2,178	-11.0%	-4.0%
Funding type³	Commonwealth-supported	19,083	18,730	18,881	19,467	19,736	3.4%	1.4%
	Fee-paying overseas	1,749	1,484	1,312	1,245	1,259	-28.0%	1.1%
	Fee-paying domestic	4,355	4,294	4,402	4,905	4,979	14.3%	1.5%
Award completions⁴	Total	7,384	7,108	7,271	6,550	6,725	-9.0%	3.0%
	Undergraduate	4,572	4,519	4,688	4,401	4,571	0.0%	4.0%
	Postgraduate Coursework	2,566	2,348	2,333	1,881	1,902	-26.0%	1.0%
	Higher Degree Research	246	241	250	268	252	2.0%	-6.0%
Full-time staff (FTE)⁵	Total	2,644	2,672	2,754	2,680	2,766	4.6%	3.2%
	Academic	1,035	1,068	1,096	1,107	1,137	9.8%	2.7%
	Professional	1,610	1,604	1,658	1,573	1,629	1.2%	3.6%
Work function (FTE)	Teaching only	26	29	24	32.24	44.36	70.6%	37.6%
	Research only	394	436	454	458	485	23.0%	5.9%
	Teaching and research	751	746	761	748	755	0.6%	1.0%
	Other	1,473	1,462	1,516	1,442	1,482	0.6%	2.8%
Casual staff⁶	Total	442	469	462	483	478	8.1%	-0.9%
	Academic	250	264	280	291	291	16.4%	0.0%
	Professional	192	205	182	192	187	-2.6%	-2.4%

Notes: Rounding errors may occur. Data subject to revision. Student data source: The University of Newcastle Data Warehouse 5 February 2020. Staff data source: Department of Education, Skills and Employment Higher Education Staff Statistics. 1. Number of students represents the number of student enrolments in programs, full year. 2. Student load represents the sum of the load for each term expressed in Equivalent Full-time Student Load (EFTSL), full year. 3. Funding type expressed in EFTSL. 4. Award completions represents the number of completed program enrolments for undergraduate and postgraduate award programs. Completion year is based on the official government completion year of 1 April–31 March. Data source: The University of Newcastle Data Warehouse 31 March 2020. 5. Staff Full-time Equivalent (FTE) positions occupied by full-time and part-time staff members as at 31 March (excluding Independent Operations). 6. Casual staff full year FTE positions occupied during year (excluding Independent Operations). 2019 casual FTE is preliminary and subject to validation and submission to Department of Education, Skills and Employment at 30 June 2020.