











What do the Course Readings icons mean?

On various screens throughout Course Readings you will see various menu and record icons and descriptions. A list of their meaning and/or functions is presented below.

legend

The legend explains the status of each reading. These icons will appear with each reading for example:







<input type="checkbox"/>	active optional	    
	(Keast, 2017) Nutrition for the modern aged care resident	
<input type="checkbox"/>	submitted location optional	 
	(Fouche, 2017) The reported study habits and time management trends of post graduate students in accountancy	
<input type="checkbox"/>	submitted required	 
	(Wilson, 2016) Family	

 Legend

- submitted Submitted for processing
- needs review Needs your review
- processing Being processed by Copyright Staff
- pending Approved but is yet to become available
- active Available for students
- rejected The request has been rejected
- removed Request was rejected while active
- expired No longer available to students

close

The icons that appear to the right of your reading citation are explained below

	View the reading for review
	Hide this reading from students
	Edit this reading. <i>Once the reading is submitted you can only change the file or link, notes to students and required reading status.</i>
 	How many views the reading has had. As the reading is viewed the box will change to green
	Move this reading to another location